

## Series Points Awards



### K1 Race Series

<i>Overall Female</i> 1) Rachel Kanan - PANOW 2) Stephanie Profitt - FAST 3) Kennedy Bokenfohr - SUNRI	<i>Overall Male</i> 1) Liam Wallace - SUNSH 2) Liam Haynes - PANOW 3) Adrian Grabinski - SUNSH
---	---



### K2 Race Series

<i>Overall Female</i> 1) Haley McKercher - SUNSH 2) Georgia Willinger - KAST 3) Molly Wallace - SUNSH	<i>Overall Male</i> 1) Oliver Thompson - AASA 2) Keegan Sharp - PANOW 3) Keelan Wittstock - PANO
--	---



### Alberta Cup FIS Race Series

<i>Overall Male</i> 1) Erik Read - BANFF 2) Jeff Bell - CARC 3) David Law - BANFF	<i>Overall Female</i> 1) Jenna McIntyre – LKLSE 2) Thea Miles - NATC 3) Victoria Michalik - BANFF
<i>J1 Male</i> 1) Russell Ronsky - BANFF 2) Mathew Monod – BANFF 3) Devon Hawkins - BANFF	<i>J1 Female</i> 1) Jenna McIntyre - LKLSE 2) Jocelyn McCarthy - RABBIT 3) Anna Kolbjornsrud - CARC



## Regional Kinder Series

<p><i>K1 Male</i></p> <ol style="list-style-type: none"><li>1) Trent Stenlund - VALLEY</li><li>2) Adam Hughes - SNOW</li><li>3) Keatz Barber - VALLEY</li></ol>	<p><i>K1 Female</i></p> <ol style="list-style-type: none"><li>1) Serena Armstrong - RABBIT</li><li>2) Elli Smith – SNOW</li><li>3) Madison Welsh - SNOW</li></ol>
<p><i>K2 Male</i></p> <ol style="list-style-type: none"><li>1) Jonathan Lemanski – SNOW</li><li>2) Shawn Duke - ESC</li><li>3) Mason Schiewe - RABBIT</li></ol>	<p><i>K2 Female</i></p> <ol style="list-style-type: none"><li>1) Sydney Armstrong - RABBIT</li><li>2) Jocelyn Clark - ESC</li><li>3) Jada Kozdrowski - RABBIT</li></ol>
<p><i>JR Male</i></p> <ol style="list-style-type: none"><li>1) Devin Soetaert – SNOW</li><li>2) Stijn Peskens – RABBIT</li><li>3) Kyle Urvold – RABBIT</li></ol>	<p><i>JR Female</i></p> <ol style="list-style-type: none"><li>1) Larissa Schiewe – RABBIT</li><li>2) Francesca Seal – SNOW</li><li>3) Gabrielle Vincent - RABBIT</li></ol>



## Cresa K2 Womens Series



Date Posted: April 15, 2012

Rank	Last Name	First Name	Comp #	YOB	Club	Total	GS	SL	SG	SC
1	MCKERCHER	Haley	67111	1997	SUNSH	755	505	120	130	0
2	WILLINGER	Georgia	67256	1997	KASC	615	235	280	100	0
3	WALLACE	Molly	67238	1997	SUNSH	569	390	50	69	60
4	SMART	Amelia	70960	1998	PANOW	563	265	230	68	0
5	BURK	Alexandra	66904	1997	LKLSE	522	270	92	160	0
6	LOMAS	Hannah	65281	1997	PANO	467	161	121	105	80
7	BALOGH	Lauren	64933	1998	BANFF	445	255	100	90	0
8	FIELL	Robyn	65078	1997	PANO	377	236	81	60	0
9	BURGESS	Georgia	64972	1997	BANFF	307	37	45	125	100
10	BAILEY	Luci	64930	1998	BANFF	268	93	131	44	0
11	TAYLOR	Sarah	67208	1997	LKLSE	264	154	81	29	0
12	KATTLER	Lara	65209	1997	BANFF	257	121	58	38	40
13	DENNIS	Sarah	73668	1998	AASA	237	138	48	22	29
14	HOTCHKISS	Amy	65181	1997	CARC	233	119	11	58	45
15	LEMKES	Michaela	65269	1997	CARC	214	107	48	23	36
16	NACIUK	Annika	67134	1998	ESC	164	77	0	37	50
17	LOZEMAN	Adriana	65284	1997	SUNSH	163	72	42	25	24
18	ORDMAN	Sophie	67140	1997	KASC	158	101	50	7	0
19	MARTIN	Madison	67101	1998	SUNSH	154	108	15	20	11
20	IRWIN	Nikki	70837	1998	BANFF	144	66	62	0	16
21	BEZENAR	Sydney	70232	1998	SUNSH	142	108	0	34	0
22	TIMMERMANN	Meaghan	65538	1998	BANFF	133	60	24	23	26
23	CROWTHER	Emilie	65023	1997	PANO	131	99	32	0	0
24	MUNRO	Jessica	65353	1997	PANO	122	40	36	14	32
25	NAIRN	Avery	65359	1998	NITEH	109	42	36	9	22
25	BELCZYK	Zoe	66888	1998	SUNSH	107	85	22	0	0
27	VARGO	Anna	65556	1998	BANFF	97	36	49	0	12
27	OLAFSON	Eva	65370	1997	CARC	92	72	0	6	14
29	HERBERT	Harriet	67037	1998	BANFF	73	45	16	12	0
29	COLLISON	Cleodie	66940	1997	LKLSE	66	24	4	23	15
31	KOWALCHUK	Lara	67409	1997	SNOW	62	10	19	33	0
32	MCCAIG	Hannah	67105	1998	SUNSH	60	27	7	8	18
33	BRITTON	Josie	64962	1997	BANFF	56	25	17	1	13
33	COLEMAN	Rebecca	70210	1997	AASA	51	0	0	31	20
35	LARDNER	Gabrielle	65250	1997	SUNSH	45	17	9	19	0
36	HOWE	Sadie	65889	1998	JASPR	44	16	20	0	8
36	DE SILVA	Ava	66953	1997	SUNSH	33	25	8	0	0
38	HILLABY	Alyssa	65170	1997	BANFF	32	4	26	2	0
39	BISHOP	Mara	66895	1998	LKLSE	29	0	16	9	4
40	BROWN	Caitlin	64963	1998	BANFF	26	16	0	10	0
41	KOHLER	Erica	65225	1997	RABBT	23	1	13	2	7
42	SMITH	Mattie	66019	1997	JASPR	21	14	7	0	0
42	FEKETE	Gabriela	66979	1998	SUNSH	20	6	14	0	0
44	DESANTIS	Ashley	66958	1998	KASC	18	0	18	0	0
45	BRIAL	Alexandra	70209	1997	AASA	17	17	0	0	0
45	MUIR	Moirra	65349	1997	NITEH	17	0	17	0	0
47	AIREY	Janet	65790	1998	SNOW	15	0	15	0	0
48	BALDWIN	Lane	65794	1998	SNOW	13	0	4	0	9
48	THIESSEN	Ale	65524	1997	SUNSH	11	0	11	0	0
50	BRICK	Nicole	64959	1998	NITEH	11	0	6	0	5
50	FOSTER	Rhea	65097	1998	PANO	10	0	10	0	0
51	MAHON	Annie	76975	1998	AASA	8	7	1	0	0
51	BERGERON	Sabrina	66388	1998	KASC	9	0	8	0	1
51	RICHARDS	Kathryn	65431	1997	RDSC	9	0	9	0	0
54	TEBO	Alley	65516	1997	NITEH	6	0	0	0	6
54	JOHNSON	Mackenzie	70980	1998	COP	6	3	0	0	3
56	MADDISON	Rebecca	65293	1998	BANFF	5	0	5	0	0
57	DOERKSON	Courtney	65055	1998	NITEH	4	0	4	0	0
58	HOSHIZAKI	Samantha	65887	1998	SNOW	2	0	0	0	2
58	SCHULTZ	Zoe	66979	1998	TBLMT	2	2	0	0	0



## Cresa K2 Mens Series



Date Posted: April 15, 2012

Rank	Last Name	First Name	Club	Comp #	YOB	Total	GS	SL	SG	SC
1	THOMPSON	Oliver	AASA	68971	1997	1040	540	200	200	100
2	SHARP	Keegan	PANOW	65465	1997	710	340	150	140	80
3	WITTSTOCK	Keelan	PANO	65602	1997	597	246	220	81	50
4	TOPHAM	Jared	KASC	67217	1997	556	326	50	120	60
5	READ	Jeffery	BANFF	65424	1997	364	151	116	52	45
6	HAWKINS	Liam	BANFF	65162	1997	340	179	92	33	36
7	PHILP	Houston	BANFF	65399	1997	305	213	60	32	0
8	CHORLTON	Oliver	SUNSH	66928	1997	284	183	42	33	26
9	BERENDT	Tristan	SUNSH	66890	1997	269	173	73	23	0
10	MUHLEN	Louis	AASA	73669	1997	267	112	95	60	0
11	VILLENEUVE	Brenden	KASC	65565	1997	239	92	97	50	0
12	LAVER	Andrew	SUNSH	69335	1997	236	122	70	22	22
13	GRAIN	Mark	SUNSH	66068	1997	215	113	102	0	0
14	MILLS	Aiden	BANFF	65329	1997	214	85	45	44	40
15	WALLINDER	Skyler	KASC	67239	1997	212	73	63	44	32
16	VAN DER VOORT	Tristen	LKLSE	67230	1997	211	115	46	50	0
17	COOK	Carson	SNOW	65834	1998	200	101	18	81	0
18	REINDERS	Moritz	KASC	67168	1997	148	62	13	53	20
18	OSTRANDER	Emerson	JASPR	67397	1997	146	94	12	25	15
20	COULL	Harrison	AASA	76886	1997	142	81	61	0	0
21	LAKE	Alexander	KASC	65239	1997	127	51	29	29	18
22	SOROKIN	Jack	SNOW	66026	1997	125	103	22	0	0
23	WELSH	Daniel	ESC	67244	1997	124	55	40	29	0
24	MORRISH	Thomas	BANFF	65344	1997	116	78	38	0	0
25	BOZINOVSKI	Luka	KASC	66901	1998	94	44	18	32	0
26	HOWATT	Steven	SUNRI	69312	1997	93	39	9	16	29
27	MCEWEN	Callum	SUNRI	65937	1998	92	57	15	7	13
28	SMITH	Aaron	KASC	67191	1997	86	9	7	46	24
29	HOLM	Marcus	BANFF	65179	1998	85	55	16	4	10
30	CATHERWOOD	David	PANO	66915	1998	75	49	11	9	6
31	MCKILLOP	Brock	BANFF	65315	1997	74	17	48	1	8
32	WEBSTER	Ryan	CARC	65584	1998	67	33	5	15	14
33	STARNINO	Kale	CARC	65486	1998	65	4	40	5	16
34	ANDERSON	Trevor	CARC	66878	1998	54	14	20	9	11
35	BROSHA	Tyler	KASC	66902	1997	52	52	0	0	0
36	TKALCIC	Adam	SNOW	66034	1998	49	1	40	8	0
37	HOWLAND	Thomas	LKLSE	67038	1998	47	24	7	10	6
37	PEART	Liam	SUNSH	67148	1997	47	21	10	4	12
39	LILLOW	Eric	SNOW	67080	1998	40	9	14	17	0
40	WILSON	Matthew	LKLSE	67258	1997	39	0	6	33	0
41	MORRISH	Edward	BANFF	65342	1998	37	11	17	0	9
41	PERL	Thomas	ESC	67151	1997	37	13	22	0	2
43	POLZ	Matthew	SUNSH	67161	1997	34	28	2	3	1
44	SCHIEWE	Mason	RABBT	65455	1998	29	0	24	0	5
44	WALL	Sam	JASPR	66044	1998	29	15	14	0	0
46	STANIC	Aleksa	CARC	67627	1998	25	25	0	0	0
47	DARLING	Lewis	PANO	65031	1998	24	8	14	2	0
48	OLAFSON	Jonas	CARC	65371	1997	23	19	0	0	4
49	FOUAD	Luke	CARC	66985	1998	22	17	0	5	0
50	KAJNER	Justin	CARC	65205	1998	21	11	0	10	0
51	FLOWERS	Erik	PANO	65089	1998	20	20	0	0	0
52	BIGGINS	Nick	AASA	71348	1997	19	15	4	0	0
53	SCHIMMEL	Austin	RDSC	65456	1997	13	7	6	0	0
54	FLEMING	Aidan	WSC	66983	1998	10	10	0	0	0
54	PROC	Nicholas	JASPR	65986	1997	10	10	0	0	0
56	WOODS	Evan	CARC	65607	1998	8	0	8	0	0
57	CIOCEANU	Peter	SNOW	66929	1998	7	0	7	0	0
58	CARVER	Logan	BANFF	64985	1998	5	0	5	0	0
58	STASUIK	Parker	CARC	65489	1998	5	5	0	0	0
60	WILLIAMS	Evan	SUNSH	67254	1997	4	0	1	0	3
60	GRAY	Brody	PANO	65139	1998	4	0	4	0	0
62	CRAIG	Jack	AASA	73667	1998	3	0	3	0	0
63	TERRY	Sean	RABBT	65518	1998	2	0	2	0	0



## Miele Alberta Cup Series Women

Rank	Last Name	First Name	Number	Category	YOB	Club	Total	SL	GS	SG
Date posted: April 15, 2012										
1	MCINTYRE	Jenna	107489	J1	1995	LKLSE	874	356	238	280
2	MILES	Thea	107413	J2	1994	NATC	825	445	235	145
3	MICHALIK	Victoria	107306	J2	1993	BANFF	809	424	225	160
4	MCCARTHY	Jocelyn	107556	J1	1996	RABBT	783	226	421	136
5	DAVIES	Tess	107027	J2	1991	BANFF	775	350	225	200
6	RYTZ	Celine	107163	J2	1992	ASA	616	274	222	120
7	CARROLL	Tianda	107269	J2	1993	ASA	610	460	150	0
8	SMITH	Amanda	107425	J2	1994	ASA	545	257	206	82
9	ALBOIU	Vanessa	107251	J2	1993	NATC	536	242	214	80
10	KOLBJORNSRUD	Anna	107483	J1	1995	CARC	497	155	176	166
11	MELINCHUK	Hannah	107557	J1	1996	RABBT	485	218	104	163
12	TURNER	Andrea	107512	J1	1995	NATC	466	160	216	90
13	BERENDT	McKenzie	107456	J1	1995	LKLSE	444	230	126	88
14	IRWIN	Stephanie	106942	SR	1990	BANFF	434	255	179	0
15	THACKRAY	Riley	107560	J1	1996	BANFF	377	154	193	30
16	VERGE	Kaitlyn	107435	J1	1994	NATC	368	171	159	38
17	SHIRRA	Hilary	107558	J1	1996	BANFF	344	116	179	49
18	HARDING	Sarah	107474	J1	1995	CARC	336	160	176	0
19	MORAN	Terra	106963	SR	1990	NATC	325	190	135	0
20	IRWIN	Jennifer	107551	J1	1996	BANFF	293	83	130	80
21	CASEY	Sierra	107459	J1	1995	RABBT	281	95	121	65
22	FITZGERALD	Mikaela	107549	J1	1996	RABBT	267	82	89	96
23	TREMBLAY	Emilie	107593	J1	1995	PANO	260	109	151	0
24	THACKRAY	Logan	107432	J2	1994	BANFF	251	44	207	0
25	HONSBERGER	Jamie	107478	J1	1995	NATC	245	165	80	0
26	MCBROOM	Kelly	105334	SR	1989	BANFF	240	100	140	0
27	GUNN	Breeanna	107553	J1	1995	SNOW	236	85	64	87
28	FAIRLEY	Kya	107468	J1	1995	RABBT	223	112	92	19
29	FERGUSON	Brittany	107625	J1	1996	SNOW	214	111	30	73
30	JONES	Makena	107552	J1	1996	PANO	185	117	46	22
31	STARNINO	Skye	107559	J1	1996	CARC	183	91	62	30
32	WILLES	Jaden	107561	J1	1996	SNOW	177	70	46	61
33	COOK	Kelsey	107462	J1	1995	PANO	155	83	60	12
34	CORMIER	Lisa	107463	J1	1995	NATC	133	121	12	0
35	HERTZ	Zoe	107477	J1	1995	NATC	127	22	59	46
36	HENKELMAN	Megan	107476	J1	1995	NATC	126	0	126	0
37	VAN DER VOORT	Sydney	107513	J1	1995	LKLSE	87	69	18	0
38	PARKER	Alexandra	105396	SR	1989	SUNSH	80	0	80	0
39	MACCAGNO	Ty	107555	J1	1996	SNOW	69	0	21	48
40	LONG	Lisa	107554	J1	1996	SNOW	55	29	26	0
41	GIBSON	Kaitlyn	107290	J2	1993	CARC	22	22	0	0
42	DAKIN	Tessa	107026	J2	1991	ASA	11	11	0	0
	BEEMAN	Madison	107548	J1	1996	BANFF	0			



## Miele Alberta Cup Series - Men

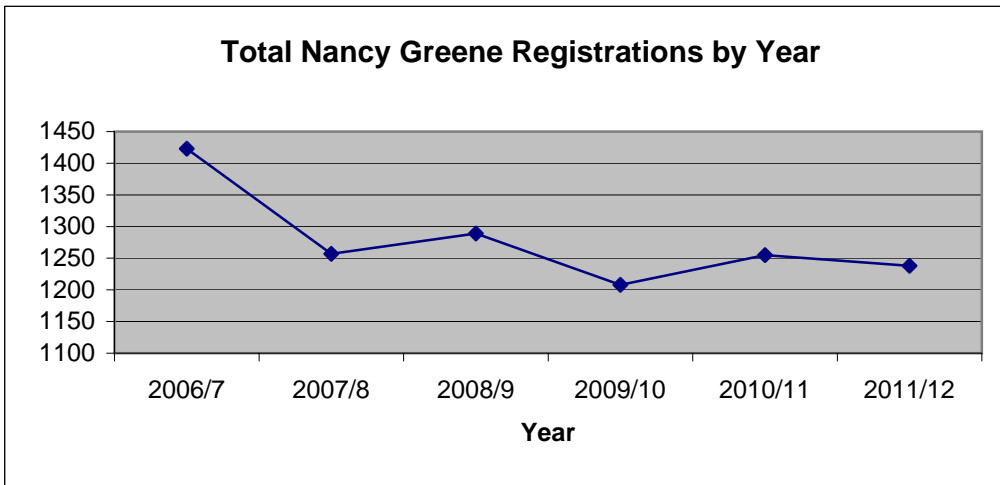
Date Posted: April 15, 2012

Rank	Last Name	First Name	Number	YOB	Category	Club	Total	SL	GS	SG
1	READ	Erik	103729	1991	SR	BANFF	850	440	210	200
2	BELL	Jeffrey	103942	1993	J2	CARC	775	355	334	86
3	LAW	David	103986	1993	J2	BANFF	769	303	275	191
4	MCKILLOP	Curtis	103994	1993	J2	BANFF	767	330	221	216
5	PHILP	Trevor	103865	1992	J2	BANFF	726	280	286	160
6	LAW	Michael	103987	1993	J2	BANFF	722	431	214	77
7	GREIG	Rob	104133	1994	J2	PANO	715	417	128	170
8	TROW	Andy	103452	1991	SR	SUNSH	705	315	270	120
9	NACIUK	Anthony	104156	1994	J2	CARC	623	254	139	230
10	READ	Kevyn	104044	1993	J2	BANFF	595	393	131	71
11	GIGIC	Filip	103965	1993	J2	NATC	585	374	167	44
12	RONSKY	Russell	104269	1995	J1	BANFF	572	146	336	90
13	MONOD	Mathew	104254	1995	J1	BANFF	457	198	238	21
14	HAEHLEN	Jonas	103970	1993	J2	CARC	419	150	143	126
15	STUTZ	Paul	102727	1983	SR	BANFF	360	360	0	0
16	HAWKINS	Devon	104233	1995	J1	BANFF	354	105	124	125
17	GILLESPIE	Mike	104341	1996	J1	BANFF	338	134	124	80
18	MCNAIR	Daniel	104249	1995	J1	RABBT	303	86	113	104
19	ALEXANDER	Sean	100010	1989	SR	CARC	405	245	160	0
20	DAWSON	Travis	103313	1988	SR	NATC	284	95	189	0
20	MAHLER	Kris	104326	1995	J1	BANFF	284	123	106	55
22	BREWINGTON	Cam	103323	1988	SR	CARC	267	77	190	0
23	DAWSON	Taylor	104120	1994	J2	CARC	240	83	135	22
24	PUTNAM	Jeffrey	104263	1995	J1	CARC	228	64	125	39
25	MCCARTHY	Trent	104247	1995	J1	RABBT	205	112	32	61
26	LEITCH	Jack	104347	1996	J1	CARC	175	79	45	51
27	SOETAERT	Michael	104354	1996	J1	SNOW	165	37	80	48
28	PEDERSEN	Cody	103725	1991	J2	BANFF	160	0	160	0
29	TAYLOR	Collin	104277	1995	J1	CARC	137	30	96	11
30	VARGO	Andrew	104356	1996	J1	BANFF	129	28	69	32
31	PROVIAS	Hayden	104351	1996	J1	BANFF	127	82	27	18
32	GEDEON-ACHI	Ghassan	104333	1993	J2	ASA	119	43	40	36
32	OAKES	Dayton	104350	1995	J1	SNOW	119	22	69	28
34	KELLY	Justin	104343	1996	J1	CARC	116	33	21	62
35	SCHIEWE	Jordan	104390	1996	J1	RABBT	113	35	37	41
36	BROWN	Scott	104213	1995	J1	BANFF	107	56	51	0
36	WONNACOTT	Benjamin	104280	1995	J1	BANFF	107	45	62	0
38	WONG	Jordan	104357	1995	J1	SNOW	105	39	45	21
40	MARIO	Matt	103989	1993	J1	PANO	102	43	59	0
41	MACKIE	Michael	100615	1989	SR	BANFF	95	66	29	0
42	RADWELL	Kieren	104264	1995	J1	CARC	85	29	32	24
43	ROONEY	Joey	104270	1995	J1	LKLSE	67	39	9	19
44	ROBERTS	A.J.	104352	1996	J1	BANFF	65	31	14	20
44	FOSTER	Eric	104340	1996	J1	PANO	65	28	35	2
46	LEGREE	Ben	104346	1996	J1	BANFF	62	26	36	0
47	IRWIN	Geoffrey	103357	1988	SR	BANFF	61	32	29	0
48	CORNELL	Drew	104338	1996	J1	NATC	57	7	29	21
49	COOMBE	Brydon	104115	1994	J2	PANO	56	41	15	
49	YOUNIE	Zachary	104283	1994	J2	RABBT	56	37	9	10
51	WIESS	Liam	104421	1996	J1	CARC	50	6	29	15
52	HALLIWELL	Brennen	104342	1996	J1	RABBT	47	22	10	15
53	HANDLEY	Harrison	104229	1995	J1	BANFF	46	5	41	0
54	CHAN	Ellis	104337	1996	J1	SNOW	42	38	4	0
55	JONES	Ryan	104141	1994	J2	PANO	41	29	12	0
56	FITZHENRY	Myles	104339	1996	J1	CARC	36	0	20	16
57	THOMSON	Ben	104355	1996	J1	BANFF	27	15	12	0
58	ABEDA	Shannon	104435	1996	J1	CARC	25	0	0	25
59	BELCZYK	Zach	104433	1996	J1	ASX	14	14	0	0
60	MOLNAR	Hamish	40585	1996	J1	AASA	13	0	0	13
61	KENNEDY	Foster	104142	1994	J2	ASX	10	10	0	0
62	MENDOZA	Cam	104349	1993	J2	SNOW	9	1	8	0
63	LEES	Colin	104243	1995	J1	ASX	8	8	0	0

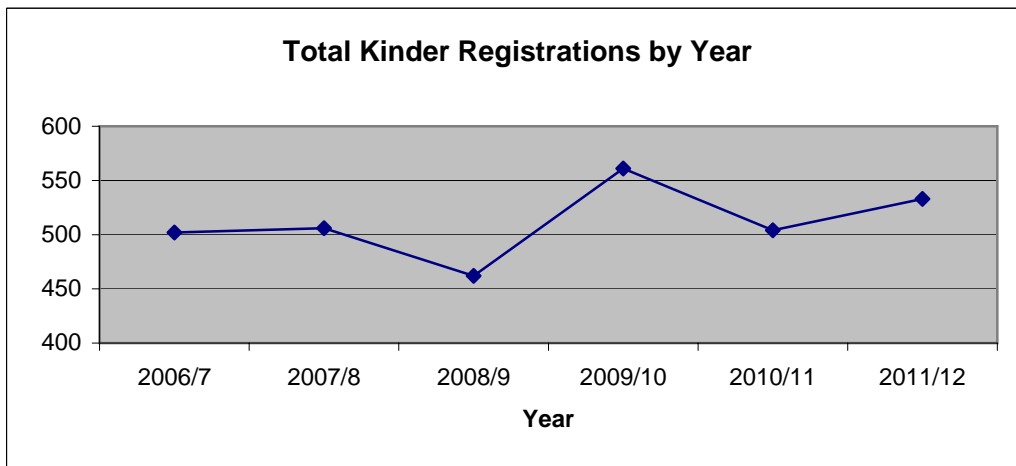


## Membership Statistics 2011 - 2012

Entry Level (NGSL)						
Age	2006/7	2007/8	2008/9	2009/10	2010/11	2011/12
5 and under	198	143	147	161	169	180
6	217	180	184	188	196	192
7	269	269	264	201	246	211
8	254	242	234	244	208	247
9	251	222	250	198	239	201
10	234	201	210	216	197	207
<i>Total</i>	<i>1423</i>	<i>1257</i>	<i>1289</i>	<i>1208</i>	<i>1255</i>	<i>1238</i>

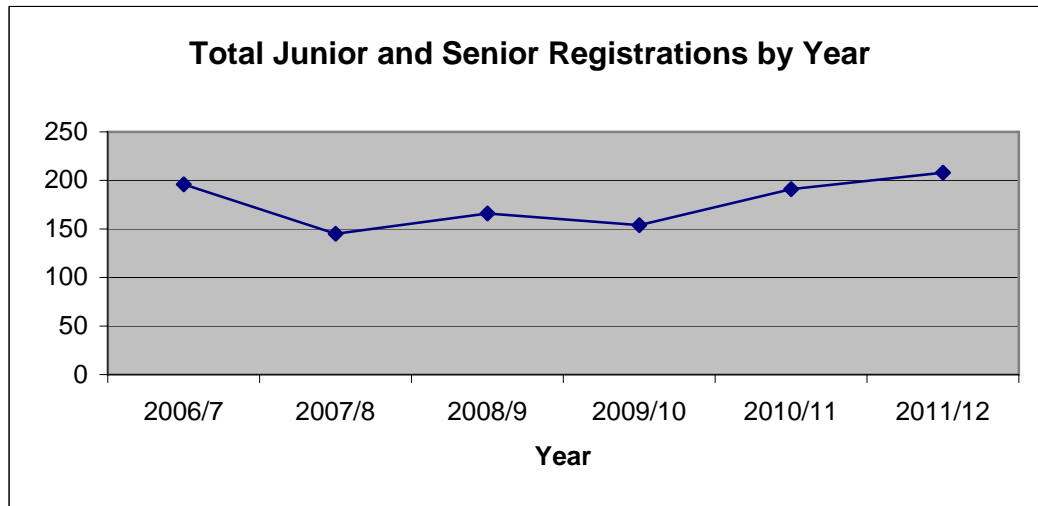


Kinder Registrations						
Age	2006/7	2007/8	2008/9	2009/10	2010/11	2011/12
11	160	160	143	189	166	153
12	123	152	125	175	136	147
13	129	99	115	101	120	124
14	90	95	79	96	82	109
<i>Total</i>	<i>502</i>	<i>506</i>	<i>462</i>	<i>561</i>	<i>504</i>	<i>533</i>

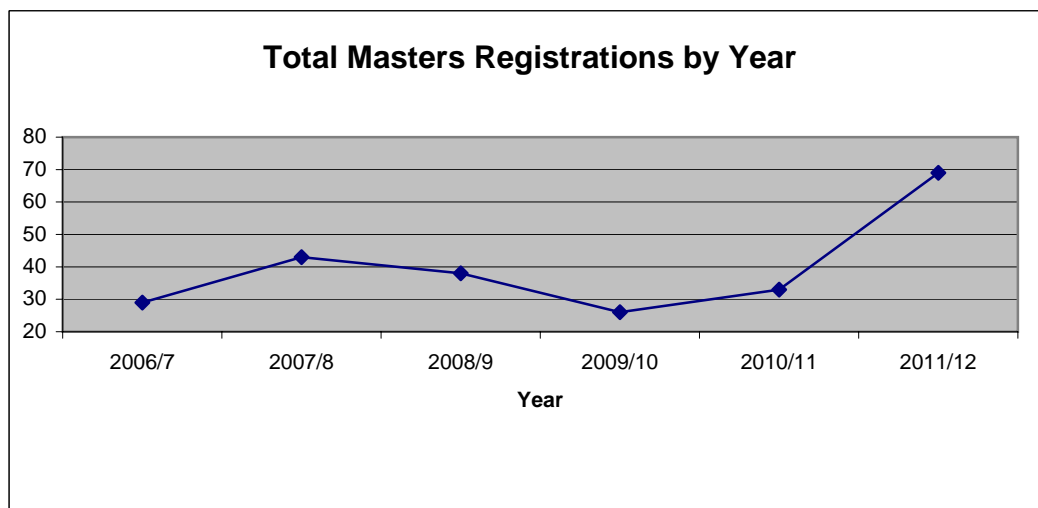




Junior and Senior Registrations						
Age	2006/7	2007/8	2008/9	2009/10	2010/11	2011/12
15	73	46	71	53	72	58
16	45	43	29	48	40	60
17	25	24	30	20	34	26
18	12	16	15	13	12	25
19	8	12	8	5	9	7
20+	33	4	13	15	24	32
<i>Total</i>	<i>196</i>	<i>145</i>	<i>166</i>	<i>154</i>	<i>191</i>	<i>208</i>



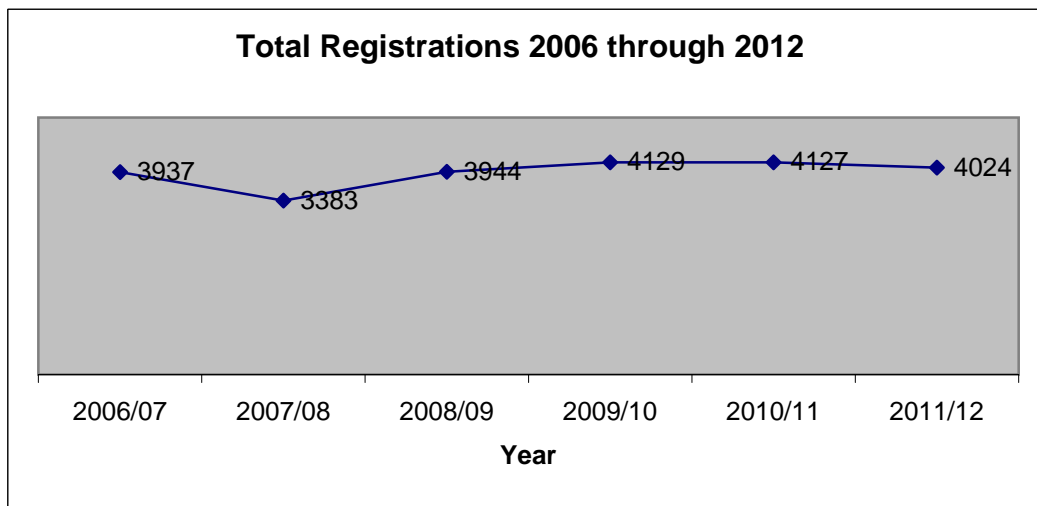
Masters Registrations						
	2006/7	2007/8	2008/9	2009/10	2010/11	2011/12
<i>Total</i>	<i>29</i>	<i>43</i>	<i>38</i>	<i>26</i>	<i>33</i>	<i>69</i>



## Overall Registrations

Year	2006/07	2007/08	2008/09	2009/10	2010/11	2011/12
NG	1423	1257	1289	1208	1255	1238
Kinder	502	506	462	561	504	533
Junior/Senic	196	145	166	154	191	208
Masters	29	43	38	26	33	69
GMs	1787	1432	1989	2180	2144	1976
<i>Total</i>	<i>3937</i>	<i>3383</i>	<i>3944</i>	<i>4129</i>	<i>4127</i>	<i>4024</i>

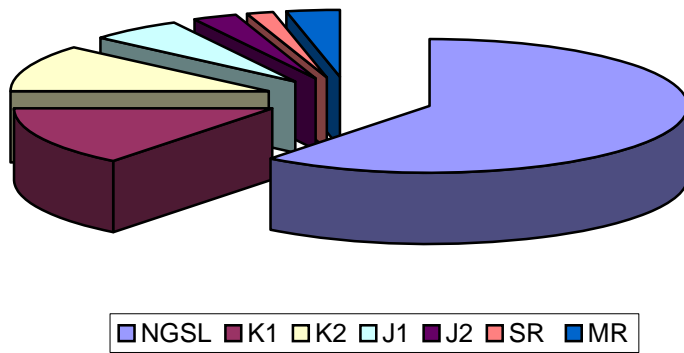
Total Registration Numbers	
<b>2007</b>	3937
<b>2008</b>	3393
<b>2009</b>	3933
<b>2010</b>	4138
<b>2011</b>	4127
<b>2012</b>	4024



## 2011/2012 Summary

<i>Category</i>	<i>Male</i>	<i>Female</i>	<i>Total</i>	<i>%</i>
NGSL	634	604	1238	60.45%
K1	160	140	300	14.65%
K2	148	85	233	11.38%
J1	65	52	117	5.71%
J2	34	23	57	2.78%
SR	25	9	34	1.66%
MR	53	16	69	3.37%
Total	1119	929	2048	100.00%

### 2011/2012 Registration by Category



## All Registrations

Category	Male	Female	Total
NG	634	604	1238
K1	160	140	300
K2	148	85	233
J1	27	24	51
J1-FIS	38	28	66
J2	7	10	17
J2- FIS	27	13	40
SR	2	0	2
SR-FIS	23	9	32
MS	53	16	69
<b>Total</b>	<b>1119</b>	<b>929</b>	<b>2048</b>

Category	Male	Female	Total
NG	634	604	1238
Kinder	308	225	533
Junior	34	34	68
Junior FIS	65	41	106
Senior	2	0	2
Senior FIS	23	9	32
Masters	53	16	69
<b>Total</b>	<b>1119</b>	<b>929</b>	<b>2048</b>

Category	North	South	Total
NG	492	746	1238
K1	111	189	300
K2	94	139	233
J1	44	7	51
J1-FIS	18	48	66
J2	16	1	17
J2- FIS	12	28	40
SR	2	0	2
SR-FIS	4	28	32
MS	1	68	69
<b>Total</b>	<b>794</b>	<b>1254</b>	<b>2048</b>

Category	North	South	Total
NG	492	746	1238
Kinder	205	328	533
Junior	60	8	68
Junior FIS	30	76	106
Senior	2	0	2
Senior FIS	4	28	32
Masters	1	68	69
<b>Total</b>	<b>794</b>	<b>1254</b>	<b>2048</b>

Category	North	South	Total
GM's	941	1035	1976

