

Series Points Awards



U14 Race Series

<p><i>Overall Female</i></p> <ol style="list-style-type: none"> 1) Stephanie Profitt - BANFF 2) Skylar Buckle - PARKL 3) Ayle O'Brien - BANFF 	<p><i>Overall Male</i></p> <ol style="list-style-type: none"> 1) Jedd Sharp - PANOW 2) Liam Haynes - PANOW 3) Adrien Grabinski - SUNSH
--	---



U16 Race Series

<p><i>Overall Female</i></p> <ol style="list-style-type: none"> 1) Amelia Smart - PANOW 2) Haley McKercher - SUNSH 3) Sarah Taylor - LKLSE 	<p><i>Overall Male</i></p> <ol style="list-style-type: none"> 1) Jeffrey Read - BANFF 2) Keegan Sharp - PANOW 3) Huston Philp - BANFF
---	--



Van Houtte FIS Race Series

<p><i>Overall Male</i></p> <ol style="list-style-type: none"> 1) Jeff Bell - CARC 2) Matt Monod - BANFF 3) Tony Naciuk – ESC/CARC 	<p><i>Overall Female</i></p> <ol style="list-style-type: none"> 1) Mia Henry - BANFF 2) Logan Thackray - BANFF 3) Amanda Smith - AASA
<p><i>U18 Male</i></p> <ol style="list-style-type: none"> 1) Mathew Monod – BANFF 2) Collin Taylor - BANFF 3) Mike Gillespie - BANFF 	<p><i>U18 Female</i></p> <ol style="list-style-type: none"> 1) Mia Henry – BANFF 2) Hannah Melinchuk - RABBT 3) Jocelyn McCarthy - RABBIT



Regional Kinder Series

<p><i>U14 Male</i></p> <ol style="list-style-type: none">1) Keatz Barber – VALLEY2) Aidan McQuarrie - SNOW3) Trent Stenlund - VALLEY	<p><i>U14 Female</i></p> <ol style="list-style-type: none">1) Serena Armstrong - RABBIT2) Tiana Gamroth - VALLEY3) Grace Davison - RABBIT
<p><i>U16 Male</i></p> <ol style="list-style-type: none">1) Jonathan Lemanski – SNOW2) Shawn Duke - ESC3) Connor Davison - RABBIT	<p><i>U16 Female</i></p> <ol style="list-style-type: none">1) Sydney Armstrong - RABBIT2) Jada Kozdrowski – RABBIT3) Jocelyn Clark - ESC
<p><i>U18/U21 Male</i></p> <ol style="list-style-type: none">1) Stijn Peskens – RABBIT2) Sean Germaine– SNOW3) Cameron Holoboff - COLD	<p><i>U18/U21 Female</i></p> <ol style="list-style-type: none">1) Saige Beaumont - RDSC2) Christina Duke - ESC3) Kylie Deregt - SNOW



Cresa U16 Ladies

Rank	Last Name	First Name	Club	Comp #	YOB	Total	GS	SL	SG
1	SMART	Amelia	PANOW	70960	1998	1050	480	400	170
2	MCKERCHER	Haley	SUNSH	67111	1997	610	300	50	260
3	TAYLOR	Sarah	LKLSE	67208	1997	577	241	241	95
4	BURK	Alexandra	LKLSE	66904	1997	525	285	240	0
5	BURGESS	Georgia	BANFF	64972	1997	428	120	188	120
6	WILLINGER	Georgia	KASC	67256	1997	400	155	45	200
7	BAILEY	Luci	BANFF	64930	1998	369	94	190	85
8	FIELL	Robyn	PANO	65078	1997	363	93	166	104
9	BALOGH	Lauren	BANFF	64933	1998	328	116	101	111
10	WALLACE	Molly	SUNSH	67238	1997	326	205	0	121
11	KATTLER	Lara	BANFF	65209	1997	232	80	112	40
12	BEZENAR	Sydney	SUNSH	70232	1998	292	153	44	95
13	BELCZYK	Zoe	SUNSH	66888	1998	263	106	101	56
14	LOZEMAN	Adriana	SUNSH	65284	1997	232	68	84	80
15	KANAN	Rachel	PANOW	68324	1999	196	40	136	20
16	NACIUK	Annika	ESC	67134	1998	189	108	26	55
17	NAIRN	AVERY	NAST	65359	1998	169	74	52	43
18	IRWIN	Nikki	BANFF	70837	1998	157	69	53	35
18	ORDMAN	Sophie	KASC	67140	1997	157	68	80	9
20	DENNIS	Sarah	AASA	73668	1998	150	39	29	82
21	LEMKES	Michaela	CARC	65269	1997	144	10	107	27
22	BROWN	Caitlin	BANFF	64963	1998	140	37	84	19
23	TIMMERMANN	Meaghan	BANFF	65538	1998	134	43	77	14
24	MUNRO	Jessica	PANO	65353	1997	134	27	97	10
25	FEKETE	Gabriela	SUNSH	66979	1998	130	35	45	50
26	MCCAIG	Hannah	SUNSH	67105	1998	100	32	12	56
27	BERGERON	Sabrina	KASC	66388	1998	95	34	33	28
28	BURNS	Bella	AASA	79042	1998	92	51	23	18
29	OLAFSON	Eva	CARC	65370	1997	91	42	49	0
30	HISLOP	Tori	SUMMI	66772	1997	89	29	60	0
31	SMITH	Mattie	JASPR	66019	1997	86	42	31	13
32	AIREY	Janet	SNOW	65790	1998	84	34	43	7
33	DE SILVA	Ava	SUNSH	66953	1997	75	0	36	39
33	VARGO	Anna	BANFF	65556	1998	75	30	38	7
35	PROFITT	Stephanie	JASPR	65415	1999	66	26	40	0
36	HILLABY	Alyssa	BANFF	65170	1997	62	27	31	4
37	BRICK	NICOLE	NAST	64959	1998	56	7	49	0
38	BRITTON	Josie	BANFF	64962	1997	51	7	37	7
39	BISHOP	Mara	LKLSE	66895	1998	47	0	19	28
39	HOWE	Sadie	JASPR	65889	1998	47	25	5	17
41	KOHLER	Erica	RABBT	65225	1997	42	10	31	1
42	LOMAS	Hannah	PANO	65281	1997	36	36	0	0
43	JOHNSON	Mackenzi	BANFF	77936	1998	33	0	10	23
44	BALDWIN	Lane	SNOW	65794	1998	32	17	15	0
45	MUIR	MOIRA	NAST	65349	1997	28	0	28	0
46	O'BRIEN	Ayla	BANFF	65967	1999	26	13	13	0
47	RICHARDS	Kathryn	RDSC	65431	1997	25	11	14	0
48	BUCKLE	Skylar	PARKL	64969	1999	22	4	18	0
49	FOSTER	Rhea	PANO	65097	1998	21	4	17	0
50	BEEMAN	Mackenzie	BANFF	69913	1999	20	0	20	0
50	MADDISON	Rebecca	BANFF	65293	1998	20	9	11	0
52	COLEMAN	Rebecca	AASA	70210	1997	13	0	0	13
52	PARKINSON	Reilly	WSC	65384	1997	13	7	6	0
54	PROC	Jacquelyn	JASPR	65985	1999	12	12	0	0
55	SOETAERT	Kjeryn	SNOW	66022	1999	10	0	10	0
56	DOERKSON	Courtney	NAST	65055	1998	9	3	6	0
56	SCHULTZ	Zoe	TBLMT	66190	1998	9	0	9	0
56	VAN DER VOORT	Kalli	LKLSE	67229	1999	9	0	9	0
59	RUTTER	Karleen	ESC	67174	1999	8	0	8	0
60	KATTLER	Tia	BANFF	65210	1999	7	0	7	0
61	TEBO	Alley	NAST	65516	1997	6	0	6	0
62	HOSHIZAKI	Samantha	SNOW	65887	1998	5	0	5	0
62	LAMB	Mikala	JASPR	66624	1998	5	5	0	0
64	STOREY	Josie	YUKON	70491	1998	4	0	4	0
65	VERHUN	Alexandra	PANO	65561	1999	2	0	2	0
66	MCKENNEY	Maggie	JASPR	65947	1999	1	0	1	0



Cresa U16 Men

Rank	Last Name	First Name	Club	Comp #	YOB	Total	GS	SL	SG
1	READ	Jeffrey	BANFF	65424	1997	865	255	380	230
2	SHARP	Keegan	PANOW	65465	1997	840	360	280	200
3	PHILP	Huston	BANFF	65399	1997	630	330	140	160
4	THOMPSON	Oliver	AASA	68971	1997	620	280	60	280
5	HAWKINS	Liam	BANFF	65162	1997	433	139	210	84
6	TOPHAM	Jared	KASC	67217	1997	402	206	140	56
7	BERENDT	Tristan	SUNSH	66890	1997	397	192	155	50
8	COOK	Carson	SNOW	65834	1998	266	158	43	65
9	CHORLTON	Oliver	SUNSH	66928	1997	231	20	184	27
10	VILLENEUVE	Brenden	KASC	65565	1997	229	36	112	81
11	VAN DER VOORT	Tristen	LKLSE	67230	1997	227	117	10	100
12	TKALCIC	Adam	SNOW	66034	1998	217	78	85	54
13	CATHERWOOD	David	PANO	66915	1998	215	91	106	18
14	BOZINOVSKI	Luka	KASC	66901	1998	212	74	90	48
15	WITTSTOCK	Keelan	PANO	65602	1997	192	42	72	78
16	HOLM	Marcus	BANFF	65179	1998	191	54	131	6
17	GRAIN	Mark	SUNSH	66068	1997	167	87	14	66
18	COULL	Harrison	AASA	76886	1997	164	84	80	0
19	WALL	Sam	JASPR	66044	1998	155	58	75	22
20	LAVER	Andrew	SUNSH	69335	1997	148	53	58	37
21	MILLS	Aidan	BANFF	65329	1997	143	79	0	64
22	OSTRANDER	Emerson	JASPR	67397	1997	140	93	20	27
23	WYCLIFFE-JONES	Scott	SUNSH	67263	1997	139	32	68	39
24	MCKILLOP	Brock	BANFF	65315	1997	134	24	85	25
25	WOODS	Evan	CARC	65607	1998	120	62	33	25
26	REINDERS	Moritz	KASC	67168	1997	117	58	29	30
27	WELSH	Daniel	ESC	67244	1997	114	64	26	24
28	WEBSTER	Ryan	CARC	65584	1998	112	42	65	5
29	SOROKIN	Jack	SNOW	66026	1997	106	46	43	17
30	MUHLEN	Louis	AASA	73669	1998	105	0	60	45
31	DARLING	Lewis	PANO	65031	1998	98	21	77	0
32	STARNINO	Kale	CARC	65486	1998	93	33	54	6
33	WARREN	A.J.	BANFF	78077	1998	91	24	13	54
34	TERRY	Sean	RABBT	65518	1998	78	28	38	12
34	WALLINDER	Skyler	KASC	67239	1997	78	36	15	27
36	WALLACE	Liam	SUNSH	67237	1999	77	41	36	0
37	SMITH	Aaron	KASC	67191	1997	76	10	2	64
38	WILSON	Matthew	LKLSE	67258	1997	61	16	45	0
39	WARREN	Zac	BANFF	78078	1997	47	24	23	0
40	MCEWEN	Callum	SUNRI	65937	1998	46	9	24	13
40	SCHIMMEL	Austin	RABBT	65456	1997	46	6	40	0
42	GRABINSKI	Adrien	SUNSH	67003	1999	44	26	18	0
43	PERL	Thomas	ESC	67151	1997	42	27	15	0
44	SCHIEWE	Mason	RABBT	65455	1998	39	5	34	0
45	BROOKE	Alex	AASA	79041	1998	36	23	13	0
46	COCHRANE	Kelvin	BANFF	65010	1999	32	0	32	0
47	GRAY	Brody	PANO	65139	1998	31	8	23	0
47	HAYNES	Liam	PANOW	68217	1999	31	11	20	0
49	HARDING	Axel	SUNSH	67030	1998	25	0	25	0
50	MANKTELOW	Thomas	BANFF	65300	1998	24	0	24	0
50	WILLIAMS	Evan	SUNSH	67254	1997	24	1	23	0
52	ROONEY	Robbie	LKLSE	67173	1998	18	0	18	0
52	TETREAULT	Emery	BANFF	65520	1998	18	0	18	0
54	HILL	Dawson	PANO	65169	1999	16	0	16	0
54	MIX	Matthew	RABBT	65333	1998	16	0	16	0
56	CARVER	Logan	BANFF	64985	1998	15	0	15	0
57	OLAFSON	Jonas	CARC	65371	1997	13	6	0	7
57	SHARP	Jedd	PANOW	65464	1999	13	13	0	0
59	FOUAD	Luke	CARC	66985	1998	12	0	4	8
59	KAJNER	Justin	CARC	65205	1998	12	0	12	0
61	MANNING	Gabriel	SUNSH	65301	1998	9	0	9	0
62	GARDINER	Mitch	PANO	65101	1998	8	0	8	0
63	ANDERSON	Trevor	CARC	66878	1998	7	0	6	1
63	FLEMING	Aidan	WSC	66983	1998	7	0	7	0
65	AUBRECHT	Phillip	KASC	66880	1998	6	0	6	0
65	FLOWERS	Erik	PANO	65089	1998	6	1	5	0
65	MAHLER	Patrick	JASPR	65931	1999	6	0	6	0
68	CARPENTER	Tate	CARC	66914	1998	5	0	5	0
68	MORRISH	Edward	BANFF	65342	1998	5	0	5	0

Van Houtte Cup Ladies



Rank	Last Name	First Name	Number	YOB	Category	Club	Total	SL	GS	SG	DH
1	HENRY	Mia	107563	1996	U18	BANFF	1104	445	453	206	0
2	THACKRAY	Logan	107432	1994	U21	BANFF	937	314	343	280	0
3	SMITH	Amanda	107425	1994	U21	AASA	871	518	233	120	0
4	MELINCHUK	Hannah	107557	1996	U18	RABBT	827	401	271	110	45
5	MCCARTHY	Jocelyn	107556	1996	U18	RABBT	792	340	252	200	0
6	HARDING	Sarah	107474	1995	U18	CARC	745	292	213	145	95
7	RYTZ	Celine	107163	1992	U21	AASA	662	186	261	105	110
8	CARROLL	Tianda	107269	1993	U21	JASPR	600	400	200	0	0
9	HENKELMAN	Megan	107476	1995	U18	NATC	574	328	86	160	0
10	KOLBJORNSRUD	Anna	107483	1995	U18	CARC	507	178	143	146	40
11	IRWIN	Jennifer	107551	1996	U18	BANFF	591	155	313	123	0
12	TURNER	Andrea	107512	1995	U18	NATC	462	0	62	260	140
13	MCINTYRE	Jenna	107489	1995	U18	LKLSE	447	62	170	215	0
14	DAVIES	Tess	107027	1991	SR	BANFF	415	38	52	125	200
15	THACKRAY	Riley	107560	1996	U18	BANFF	412	141	152	119	0
16	MCBROOM	Kelly	105334	1989	SR	BANFF	410	130	280	0	0
17	FITZGERALD	Mikaela	107549	1996	U18	RABBT	393	234	123	0	36
18	MILES	Thea	107413	1994	U21	NATC	388	167	143	78	0
19	STARNINO	Skye	107559	1996	U18	CARC	384	139	107	106	32
20	JONES	Makena	107552	1996	U18	PANO	370	177	164	29	0
21	TREMBLAY	Emilie	107593	1995	U18	PANO	354	170	184	0	0
22	COOK	Kelsey	107462	1995	U18	PANO	242	121	85	36	0
23	MICHALIK	Victoria	107306	1993	U21	BANFF	240	50	110	0	80
24	ALBOIU	Vanessa	107251	1993	U21	NATC	216	127	89	0	0
25	IRWIN	Stephanie	106942	1990	SR	BANFF	210	80	130	0	0
26	GUNN	Breeanna	107553	1995	U18	SNOW	193	92	101	0	0
27	MCLEISH	Madison	107156	1992	U21	AASA	80	0	80	0	0
27	VAN DER VOORT	Sydney	107513	1995	U18	LKLSE	80	28	28	24	0
29	BEEMAN	Madison	107548	1996	U18	BANFF	75	28	47	0	0

Van Houtte Cup Men

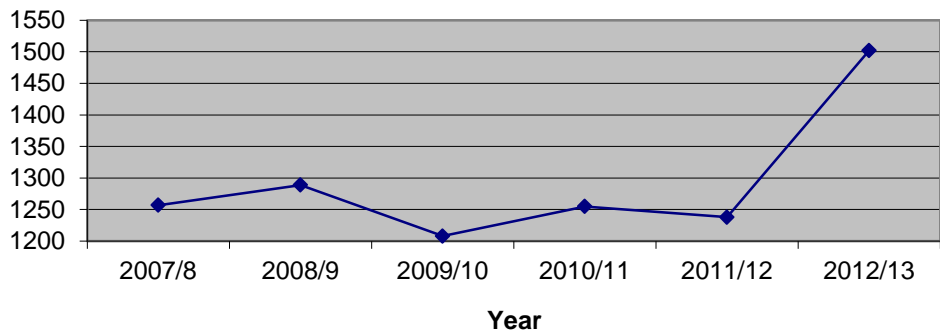


Rank	Last Name	First Name	Number	YOB	Category	Club	Total	SL	GS	SG	DH
1	BELL	Jeffrey	103942	1993	U21	CARC	1038	220	302	356	160
2	MONOD	Mathew	104254	1995	U18	BANFF	971	565	316	90	0
3	NACIUUK	Anthony	104156	1994	U21	CARC	908	194	370	260	84
4	MCKILLOP	Curtis	103994	1993	U21	BANFF	886	307	284	185	110
5	GREIG	Rob	104133	1994	U21	PANO	763	360	137	230	36
6	READ	Kevyn	104044	1993	U21	BANFF	606	95	236	275	0
7	TAYLOR	Collin	104277	1995	U18	BANFF	544	191	207	88	58
8	GILLESPIE	Mike	104341	1996	U18	BANFF	526	287	138	101	0
9	WONNACOTT	Benjamin	104280	1995	U18	BANFF	510	197	198	115	0
10	READ	Erik	103729	1991	SR	BANFF	500	200	200	100	0
11	HAEHLEN	Jonas	103970	1993	U21	CARC	492	147	160	185	0
12	MCNAIR	Daniel	104249	1995	U18	RABBT	481	173	128	95	85
13	LEITCH	Jack	104347	1996	U18	CARC	468	208	133	62	65
14	HAWKINS	Devon	104233	1995	U18	BANFF	418	118	92	123	85
15	RONSKY	Russell	104269	1995	U18	BANFF	414	144	180	40	50
16	TROW	Andy	103752	1991	SR	SUNSH	400	200	200	0	0
17	KELLY	Justin	104343	1996	U18	CARC	377	125	112	79	61
18	SOETAERT	Michael	104354	1996	U18	SNOW	376	144	172	60	0
19	ROBERTS	A.J.	104352	1996	U18	BANFF	348	156	125	67	0
20	LEGREE	Ben	104346	1996	U18	BANFF	305	152	104	49	0
21	KUCERA	John	102873	1984	SR	CARC	300	0	0	100	200
22	DAWSON	Taylor	104120	1994	U21	BANFF	283	155	83	45	0
23	LAW	David	103986	1993	U21	BANFF	272	152	120	0	0
24	DAWSON	Travis	103313	1988	SR	NATC	320	160	160	0	0
25	LAW	Michael	103987	1993	U21	BANFF	234	234	0	0	0
26	WIESS	Liam	104421	1996	U18	CARC	201	37	77	87	0
27	STUTZ	Paul	102727	1983	SR	BANFF	200	200	0	0	0
28	THOMSON	Ben	104355	1996	U18	BANFF	187	56	75	56	0
29	WONG	Jordan	104357	1995	U18	SNOW	179	30	106	43	0
30	BREWINGTON	Cam	103323	1988	SR	CARC	170	80	90	0	0
31	MACKIE	Michael	100615	1989	SR	BANFF	166	130	36	0	0
32	FOSTER	Eric	104340	1996	U18	PANO	155	43	34	78	0
33	PUTNAM	Jeffrey	104263	1995	U18	CARC	153	0	114	39	0
34	GIGIC	Filip	103965	1993	U21	NATC	150	50	100	0	0
35	WAJDA	Ben	104442	1996	U18	CARC	143	78	35	30	0
36	BROWN	Scott	104213	1995	U18	BANFF	142	83	59	0	0
37	CORNELL	Drew	104338	1996	U18	CARC	141	59	60	22	0
38	VARGO	Andrew	104356	1996	U18	BANFF	120	120	0	0	0
39	WHITE	Trevor	102922	1984	SR	NATC	102	24	35	43	0
40	OAKES	Dayton	104350	1995	U18	SNOW	76	0	0	76	0
41	ABEDA	Shannon	104435	1996	U18	CARC	63	32	31	0	0
42	MCCARTHY	Trent	104247	1995	U18	ABSX	63	32	31	0	0
43	IRWIN	Geoffrey	103357	1988	SR	BANFF	62	36	26	0	0
44	MADDISON	Andreas	104454	1996	U18	BANFF	50	20	30	0	0
45	DUNN	D. Robert	104314	1995	U18	ABSX	37	0	0	37	0
45	HAYER	Stanley	104344	1973	SR	ABSX	37	0	0	37	0

Membership Statistics 2012 - 2013

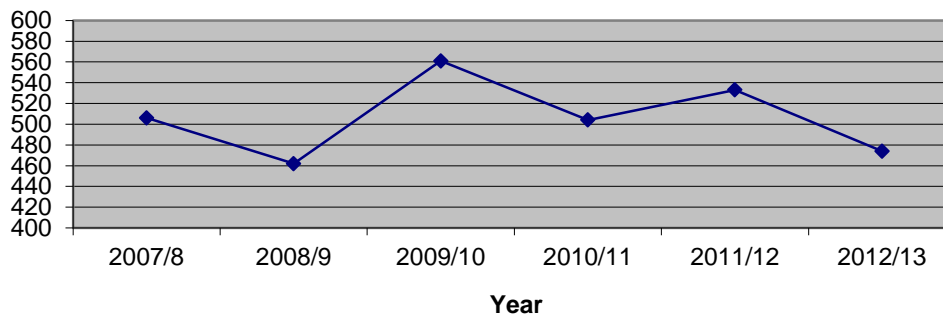
U12 (NGSL)						
Age	2007/8	2008/9	2009/10	2010/11	2011/12	2012/13
5 and under	143	147	161	169	180	70
6	180	184	188	196	192	160
7	269	264	201	246	211	214
8	242	234	244	208	247	258
9	222	250	198	239	201	282
10	201	210	216	197	207	293
11	na	na	na	na	na	225
<i>Total</i>	<i>1257</i>	<i>1289</i>	<i>1208</i>	<i>1255</i>	<i>1238</i>	<i>1502</i>

Total U12 Registrations by Year

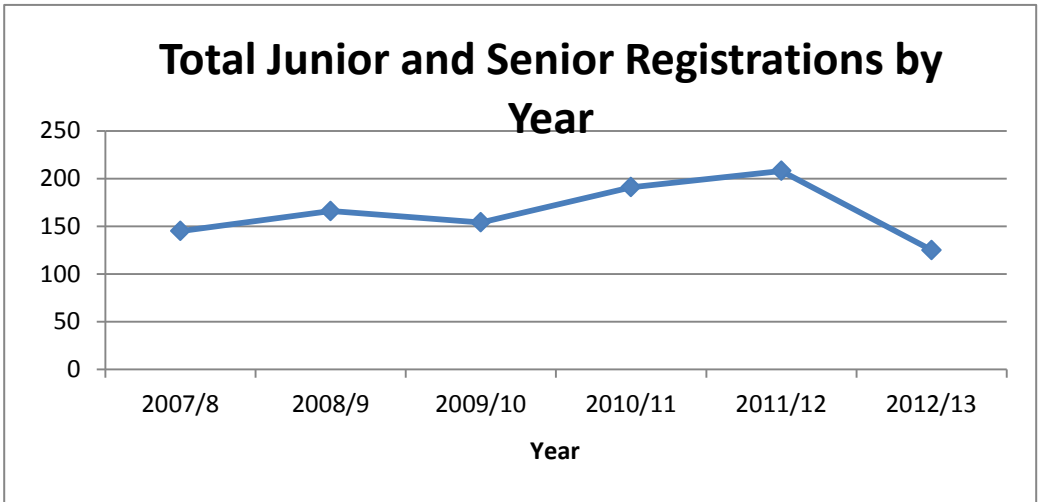


U14/16 Registrations						
Age	2007/8	2008/9	2009/10	2010/11	2011/12	2012/13
11	160	143	189	166	153	na
12	152	125	175	136	147	131
13	99	115	101	120	124	143
14	95	79	96	82	109	108
15	na	na	na	na	na	92
<i>Total</i>	<i>506</i>	<i>462</i>	<i>561</i>	<i>504</i>	<i>533</i>	<i>474</i>

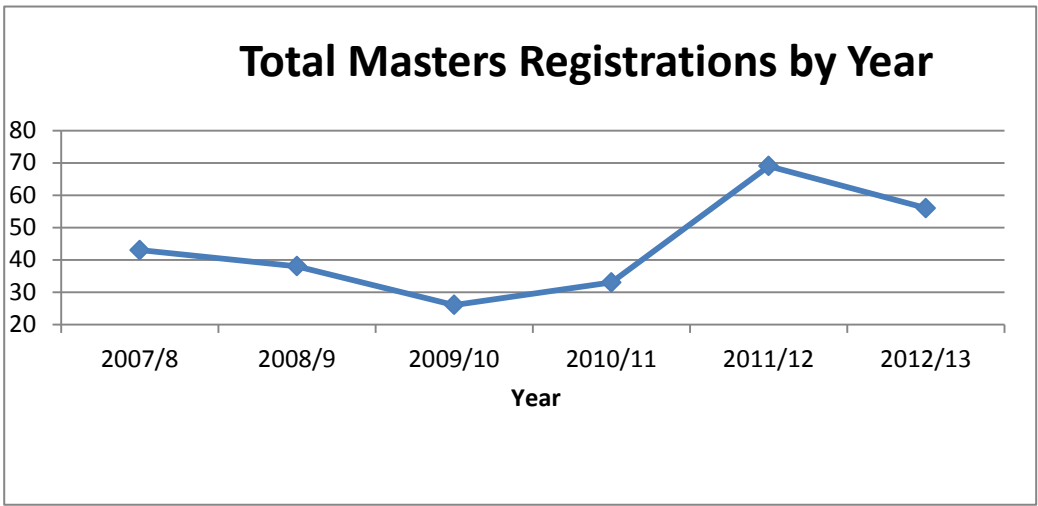
Total U14/16 Registrations by Year



Junior and Senior Registrations						
Age	2007/8	2008/9	2009/10	2010/11	2011/12	2012/13
15	46	71	53	72	58	na
16	43	29	48	40	60	44
17	24	30	20	34	26	32
18	16	15	13	12	25	8
19	12	8	5	9	7	16
20+	4	13	15	24	32	25
Total	145	166	154	191	208	125



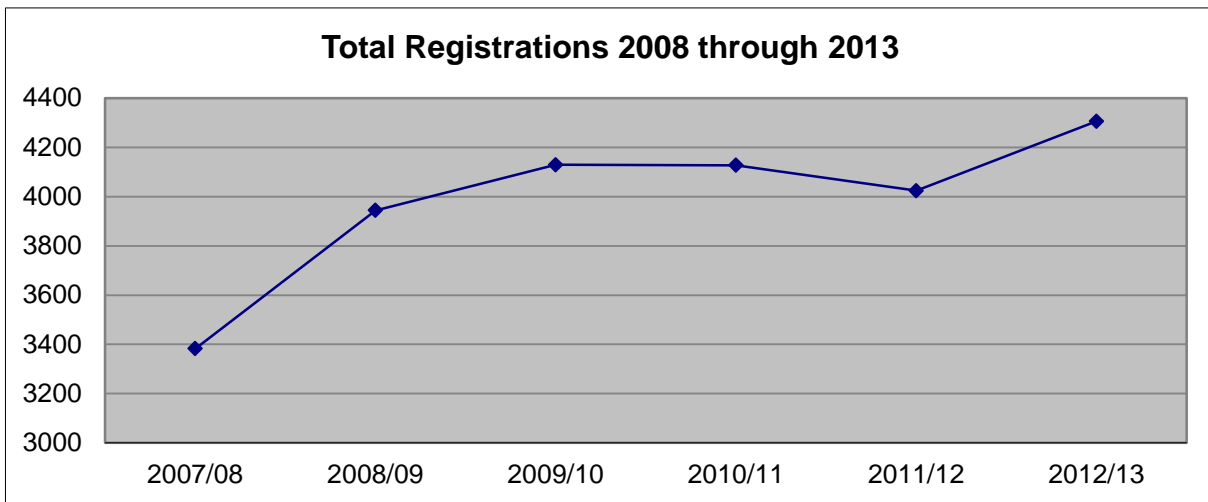
Masters Registrations						
	2007/8	2008/9	2009/10	2010/11	2011/12	2012/13
Total	43	38	26	33	69	56



Overall Registrations

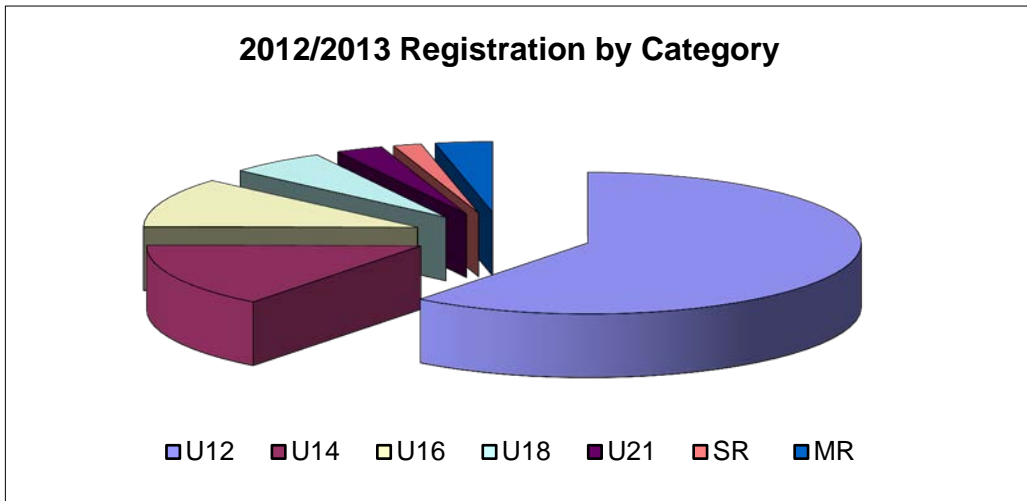
Year	2007/08	2008/09	2009/10	2010/11	2011/12	2012/13
U12	1257	1289	1208	1255	1238	1502
U14/U16	506	462	561	504	533	474
U18/21/SR	145	166	154	191	208	128
Masters	43	38	26	33	69	56
GMs	1432	1989	2180	2144	1976	2146
<i>Total</i>	<i>3383</i>	<i>3944</i>	<i>4129</i>	<i>4127</i>	<i>4024</i>	<i>4306</i>

Total Registration Numbers	
2008	3393
2009	3933
2010	4138
2011	4127
2012	4024
2013	4306



2012/2013 Summary

<i>Category</i>	<i>Male</i>	<i>Female</i>	<i>Total</i>	<i>%</i>
U12	768	734	1502	69.50%
U14	145	129	274	12.68%
U16	128	72	200	9.25%
U18	43	33	77	3.56%
U21	16	13	29	1.34%
SR	19	4	23	1.06%
MR	47	9	56	2.59%
Total	1166	994	2161	100.00%



All Registrations

Category	Male	Female	Total
U12	768	734	1502
U14	145	129	274
U16	128	72	200
U18N	10	8	18
U18-FIS	33	25	58
U21N	2	3	5
U21-FIS	14	10	24
SR	2	0	2
SR-FIS	17	4	21
MS	47	9	56
Total	1166	994	2160

Category	Male	Female	Total
U12	768	734	1502
U14/16	273	201	474
U18/21N	12	11	23
U18/21 FIS	47	35	82
Senior	2	0	2
Senior FIS	17	4	21
Masters	47	9	56
Total	1166	994	2160

Category	North	South	Total
U12	592	910	1502
U14	103	171	274
U16	75	125	200
U18	17	1	18
U18 - FIS	15	43	58
U21	3	2	5
U21 FIS	1	23	24
SR	2	0	2
SR-FIS	0	21	21
MS	4	52	56
Total	812	1348	2160

Category	North	South	Total
U12	592	910	1502
U14/16	178	296	474
U18/21	20	3	23
U18/21 FIS	16	66	82
Senior	2	0	2
Senior FIS	0	21	21
Masters	4	52	56
Total	812	1348	2160

Category	North	South	Total
GM's	1005	1141	2146

