



ALBERTA ALPINE

**Alberta Alpine
Membership Statistics
2013 - 2014 Season**



ALBERTA ALPINE

Alberta Alpine Membership Statistics: 2013-2014 Season

Table of Contents

	Page
1. Table of Contents	<u>2</u>
2. Summary.....	<u>3</u>
3. Series Points Awards.....	<u>4-5</u>
4. Scholarship Recipients.....	<u>6</u>
5. Cresa U16 Series Points	<u>7-8</u>
6. Keurig Cup U18 and Overall FIS Series Points.....	<u>9-10</u>
7. Sport Chek Regional Series Points.....	<u>11-13</u>
8. Alberta Club Championship Standings.....	<u>14</u>
9. Yearly U12 and Total U14/U16 Registrations	<u>15</u>
10. Yearly Registration Comparison.....	<u>16</u>
11. 2013/14 Statistical Summary.....	<u>17</u>
12. 2013-14 Registration Breakdowns.....	<u>18</u>
13. FIS Registration Comparison: BC & AB, 2012-13 and 2013-14.....	<u>19</u>
14. Benefits of Membership	<u>20</u>



ALBERTA ALPINE

Summary

This document is a statistical analysis of all Alberta Alpine events for the 2013-2014 racing season. The information provided explores the registration numbers for all age groups ranging from U12 – FIS and Masters athletes as well as general member, coach and parent registration. In addition, there is a summary of the series points awarded at the Fidelity U14 Race Series, Cresa U16 Race Series, FIS Keurig Cup Race Series, and the Sport Chek Regional Race Series.

Some interesting statistical information:

- Male to Female athlete ratios
- Male and Female athlete retention numbers from year to year
- National Team athletes each year
- The differences between the U12 to the U14 and U16 total registration numbers
- Retention of athletes between U12 and U14

Registration is a key piece of Alberta Alpine's foundation. Anyone involved in an organized Alberta Alpine activity, from athletes taking part in programs, to family members assisting at club fundraisers to Chief of Race at the NorAms should be a registered club member. Alberta Alpine's registered members have grown considerably in the past few years. From the 2007/08 season to the 2013/14 season the number of registered members rose by 1,326. This growth can, we believe, be attributed to more officials and parents of athletes being correctly registered.



ALBERTA ALPINE
Inspiring Excellence



ALBERTA ALPINE

SERIES POINTS AWARDS 2013-14

Fidelity Investments U14 Race Series



Overall Female	Overall Male
1. Cassidy Gray (PANO)	1. Taylor Dods (PANO)
2. Ashleigh Alexander (PASKA)	2. Callum Hawker (BANFF)
3. Avery Lesback (LKLSE)	3. Harrison Clay (PANO)

Cresa U16 Race Series



Overall Female	Overall Male
1. Zoey Belczyk (SUNSH)	1. Carson Cook (SNOW)
2. Amelia Smart (PANOW)	2. Cale Starnino (CARC)
3. Nikki Irwin (BANFF)	3. Ryan Webster (BANFF)

Keurig Cup FIS Race Series



Overall Female	Overall Male
1. Jocelyn McCarthy (AST/RABBT)	1. Devon Hawkins (BANFF)
2. Hannah Melinchuk (AST/RABBT)	2. Jeffrey Read (BANFF)
3. Sarah Taylor (LKLSE)	3. Benjamin Wonnacott (BANFF)
U18 Female	U18 Male
1. Jocelyn McCarthy (AST/RABBT)	1. Jeffrey Read (BANFF)
2. Hannah Melinchuk (AST/RABBT)	2. Huston Philp (BANFF)
3. Sarah Taylor (LKLSE)	3. Jack Leitch (BANFF)



ALBERTA ALPINE

SERIES POINTS AWARDS 2013-14 continued

Sport Chek Regional Race Series

SPORTCHEK

YOUR BETTER STARTS HERE

U14 Female

1. Georgia Lee Lamoureux (RABBT)
2. Grace Davison (RABBT)
3. Kiersten Vincett (VALLE)

U14 Male

1. Braden Lange (RABBT)
2. Adam Hughes (SNOW)
3. Minho Kim (SNOW)

U16 Female

1. Jocelyn Clark (ESC)
2. Megan Weiler (ESC)
3. Serena Armstrong (RABBT)

U16 Male

1. Shawn Duke (PARKL)
2. Jared Randall (SNOW)
3. Trent Stenlund (VALLE)

U18 Female

1. Sydney Armstrong (RABBT)
2. Erica Kohler (RABBT)
3. Jada Kozdrowski (RABBT)

U18 Male

1. Stijn Peskens (RABBT)
2. Austin Schimmel (RABBT)
3. Connor Davison (RABBT)

U21 Female

1. Christine Duke (PARKL)

U21 Male

1. Kirk Urvold (RABBT)
2. Cameron Holoboff (COLD)



ALBERTA ALPINE

2013 - 2014 Scholarship Recipients

All scholarship and awards winners for the 2013 – 2014 season have been selected and notified by mail.

Congratulations to the following successful candidates:

Sport Chek Scholarship, \$2500 each: Jocelyn McCarthy (AST) and Jeffrey Read (BANFF)

Rob Bosinger Ski Scholarship, \$2500 each: Carson Cook (SNOW) and Amelia Smart (PANOW)

Ken Read Scholarship, 25th year, \$1000: Lewis Darling (PANO)

Dee Read Scholarship, \$1000: Sydney Bezenar (SUNSH)

Brent Marshall Memorial Scholarship, \$653: Sam Wall (BANFF)

David Murray Memorial Scholarship \$750: Jack Leitch (BANFF)

Ski Canada Magazine Award, \$500 each, cheque sent winter 2015: Ashleigh Alexander (PASKA) and Kelvin Cochrane (BANFF)

Edmonton Area Ski Grant: Michael Soetaert, Hannah Melinchuk, Jocelyn McCarthy

Cary Mullen Character Awards

U12: Amy Pretorius (RABBT) and Emma Boyne (BVQ)

U14: Abby Sharratt (RABBT)

U16: Marcus Holm (BANFF)

U18: Adriana Lozeman (SUNSH)

AST: Jocelyn McCarthy (AST)

Club Championship Award: Banff Alpine Racers

*****Thank you to the scholarship committee***



Cresa U16 Series Points Women

Date Posted: April 13, 2014

Rank	Last Name	First Name	Club	Comp #	YOB	Total	SL	GS	SG
1	BELCZYK	Zoe	ALTA/SUNSH	66888	1998	877	127	400	350
2	SMART	Amelia	ALTA/PANOW	70960	1998	860	400	300	160
3	IRWIN	Nikki	ALTA/BANFF	70837	1998	834	283	209	342
4	BEZENAR	Sydney	ALTA/SUNSH	70232	1998	829	289	280	260
5	KANAN	Rachel	ALTA/PANOW	68324	1999	633	340	104	189
6	HOUGH	Annie	ALTA/AASA	72540	1999	589	250	163	176
7	NACIUK	Annika	ALTA/ESC	67134	1998	583	135	214	234
8	KATTLER	Tia	ALTA/BANFF	65210	1999	414	281	120	13
9	MCCAIG	Hannah	ALTA/SUNSH	67105	1998	410	35	168	207
10	NAIRN	Avery	ALTA/NAST	65359	1998	368	91	85	192
11	RUFENER	Michelle	ALTA/BANFF	80089	1999	367	58	155	154
12	TIMMERMANN	Meaghan	ALTA/BANFF	65538	1998	358	255	97	6
13	FEKETE	Gabriela	ALTA/SUNSH	66979	1998	343	113	158	72
14	BOKENFOHR	Kennedy	ALTA/AASA	65802	1999	340	102	114	124
15	PROFITT	Stephanie	ALTA/BANFF	65415	1999	331	185	81	65
16	BROWN	Caitlin	ALTA/BANFF	64963	1998	300	203	34	63
17	RUTTER	Karleen	ALTA/ESC	67174	1999	298	152	76	70
18	BUCKLE	Skylar	ALTA/PARKL	64969	1999	284	155	55	74
19	VAN DER VOORT	Kalli	ALTA/BANFF	67229	1999	279	241	38	0
20	BERGERON	Sabrina	ALTA/KASC	66388	1998	264	32	73	159
21	AIREY	Janet	ALTA/SNOW	65790	1998	218	97	24	97
22	HOWE	Sadie	ALTA/JASPR	65889	1998	212	68	36	108
23	PROC	Jacquelyn	ALTA/JASPR	65985	1999	197	59	76	62
24	O'BRIEN	Ayla	ALTA/BANFF	65967	1999	192	46	88	58
25	KAMACHI	Nakia	ALTA/CARC	65208	1999	187	50	69	68
26	BEEAMAN	Mackenzie	ALTA/BANFF	69913	1999	174	97	40	37
27	VERHUN	Alexandra	ALTA/PANO	65561	1999	144	93	36	15
28	SIMPSON	Allison	ALTA/BANFF	65471	1999	125	64	56	5
29	HARRISON	Abby	ALTA/KASC	67580	1999	118	92	26	0
30	HUISMAN	Elizabeth	ALTA/ESC	69314	1999	114	56	13	45
31	BISHOP	Mara	ALTA/SUNSH	66895	1998	104	57	26	21
32	DELEEUW	Cassandra	ALTA/PARKL	65043	1999	93	49	0	44
33	WALLER	Emma	ALTA/BANFF	69967	1999	91	19	37	35
34	GOOCH	Logan	ALTA/CARC	70393	1999	90	39	34	17
35	SALVERDA	Sydney	ALTA/CARC	72126	1999	88	55	22	11
36	SOETAERT	Kjeryn	ALTA/SNOW	66022	1999	65	50	15	0
37	EDWARDS	Claire	ALTA/BANFF	65067	1999	50	37	9	4
38	MADDISON	Rebecca	ALTA/BANFF	65293	1998	49	22	10	17
39	VICKERY	Kelsie	ALTA/AASA	81597	1999	45	44	1	0
40	MCKENNEY	Maggie	ALTA/JASPR	65947	1999	42	26	14	2
41	FRECHETTE	Nicole	ALTA/JASPR	65855	1999	29	12	16	1
42	PILZ	Isabella	ALTA/KASC	69772	1999	29	16	1	12
43	KOLBJORNSRUD	Elida	ALTA/BANFF	65227	1999	28	7	9	12
44	LEMKES	Brydie	ALTA/CARC	65268	1999	22	20	2	0
45	THOMSON	Sarah	ALTA/BANFF	65533	1999	22	13	0	9
46	RICHARDS	Julia	ALTA/RDSC	70205	1999	20	19	1	0
47	SCHLEPPE	Kala	ALTA/JASPR	66009	1999	19	19	0	0
48	MURPHY					18	18	0	0
49	FERNANDES	Portia	ALTA/NAST	65077	1999	17	1	5	11
50	MOL	Maddison	ALTA/PARKL	65336	1999	14	14	0	0
51	HALIBURTON	Erin	ALTA/PANO	73438	1999	8	6	0	2
52	HANNIMAN	Emily	ALTA/KASC	67578	1999	7	7	0	0
53	ARGENAL	Rebecca	ALTA/CARC	72124	1999	5	5	0	0
54	DAVIES	Imogen	ALTA/AASA	79044	1999	4	4	0	0
55	DOERKSON	Courtney	ALTA/NAST	65055	1998	4	4	0	0
56	STEELE	Katelyne	ALTA/LKLE	78054	1999	1	0	0	1



Cresa U16 Men

Date Posted: April 13, 2014

Rank	Last Name	First Name	Club	Comp #	YOB	Total	SL	GS	SG
1	COOK	Carson	ALTA/SNOW	65834	1998	865	325	200	340
2	STARNINO	Kale	ALTA/CARC	65486	1998	700	243	252	205
4	WEBSTER	Ryan	ALTA/BANFF	65584	1998	653	236	185	232
3	DARLING	Lewis	ALTA/PANO	65031	1998	615	173	136	306
7	WALLACE	Liam	ALTA/SUNSH	67237	1999	596	125	360	111
5	BOZINOVSKI	Luka	ALTA/BANFF	66901	1998	574	155	63	356
6	HOLM	Marcus	ALTA/BANFF	65179	1998	564	380	114	70
8	GRABINSKI	Adrien	ALTA/SUNSH	67003	1999	554	114	226	214
9	WALL	Sam	ALTA/BANFF	66044	1998	535	293	166	76
11	COCHRANE	Kelvin	ALTA/BANFF	65010	1999	509	260	102	147
12	TERRY	Sean	ALTA/RABBT	65518	1998	470	191	122	157
10	TKALCIC	Adam	ALTA/SNOW	66034	1998	425	269	62	94
13	ERICKSON	Bennett	ALTA/KASC	65068	1999	378	201	40	137
14	WOODS	Evan	ALTA/CARC	65607	1998	374	154	155	65
15	CATHERWOOD	David	ALTA/PANO	66915	1998	322			
16	HARDING	Axel	ALTA/SUNSH	67030	1998	293	149	86	87
24	HAYNES	Liam	ALTA/PANOW	68217	1999	251	39	125	87
19	GRAY	Brody	ALTA/PANO	65139	1998	244	148	76	20
18	SOMJI	Samir	ALTA/SUNSH	67196	1998	244	91	121	32
17	SHARP	Jedd	ALTA/PANOW	65464	1999	226	67	81	78
20	WARREN	A. J.	ALTA/BANFF	75882	1998	192	40	38	114
21	FOUAD	Luke	ALTA/CARC	66985	1998	185	53	17	115
22	DALTON	Eric	ALTA/KASC	67569	1999	177	62	62	53
27	MCEWEN	Callum	ALTA/SUNRI	65937	1998	168	112	40	16
25	KAPUSCINSKY	Noe	ALTA/PANO	67057	1999	158	123	9	26
27	MILLS	Rory	ALTA/KASC	67122	1999	155	62	50	43
26	SCHIEWE	Mason	ALTA/RABBT	65455	1998	153	116	23	14
23	PERIZZOLO	Marco	ALTA/SUNSH	74204	1998	150	59	45	46
29	HILL	Dawson	ALTA/PANO	65169	1999	138	60	60	18
31	WILSON	Andrew	ALTA/KLSE	71926	1999	138	21	65	52
29	MUSGRAVE	Angus	ALTA/BANFF	65357	1999	124	26	83	15
32	AUBRECHT	Phillip	ALTA/KASC	66880	1998	120	30	52	38
33	HUDON	Nicolas	ALTA/PANO	65187	1999	118	37	59	22
34	MUHLEN	Louis	ALTA/AASA	73669	1998	80	0	80	0
35	BROOKE	Alex	ALTA/AASA	79041	1998	70	24	46	0
37	ANDERSON	Trevor	ALTA/CARC	66878	1998	64	45	0	19
39	MAHLER	Patrick	ALTA/JASPR	65931	1999	64	37	24	3
38	KAJNER	Justin	ALTA/CARC	65205	1998	59	24	35	0
36	TETREAUULT	Emery	ALTA/BANFF	65520	1998	59	47	12	0
40	LAPINSKIE	Matthew	ALTA/CARC	65247	1998	56	21	6	29
40	COLBRAN	Alex	ALTA/CARC	66937	1998	50	13	9	28
45	FLOWERS	Erik	ALTA/SUNSH	65089	1998	50	13	30	7
44	KONSTANTINOVSKI	Yarik	ALTA/KASC	67586	1999	48	15	13	20
42	FORD	Haeden	ALTA/SNOW	65852	1999	39	37	0	2
43	GEE	Adam	ALTA/CARC	65106	1999	36	36	0	0
47	GARDINER	Mitch	ALTA/PANO	65101	1998	29	27	2	0
46	MIX	Matthew	ALTA/RABBT	65333	1998	27	19	8	0
48	FEKETE	Alec	ALTA/SUNSH	66978	1999	24	24	0	0
48	DODS	Logan	ALTA/PANO	65052	1999	23	23	0	0
	DUKE	Shawn	ALTA/PARKL	66964	1998	13	13	0	0
50	CARPENTER	Tate	ALTA/CARC	66914	1998	9	7	2	0
50	FERGUSON	Dylan	ALTA/RABBT	65074	1999	9	9	0	0
52	CARPENTER	Seth	ALTA/CARC	66913	1999	7	7	0	0
52	TWEED	Cole	ALTA/KLSE	69415	1999	7	0	7	0
54	TANASESCU	Alex	ALTA/KASC	67206	1999	6	6	0	0
55	MOORE	Lachlan	ALTA/KASC	67125	1998	5	5	0	0
56	LOCKE	Scott	ALTA/BANFF	65277	1999	4	4	0	0
57	LARDNER	Ethan	ALTA/SUNSH	65249	1999	3	3	0	0
58	CONNOLLY	Logan	ALTA/CARC	65016	1998	2	0	1	1
58	MCQUARRIE	Aidan	ALTA/SNOW	72569	1999	2	2	0	0
58	NAGGE	William	ALTA/NAST	66697	1998	2	2	0	0
	WADSWORTH	Nicholas	ALTA/PANO	65571	1998	2	2	0	0
61	PERCY	Jack	ALTA/SNOW	70162	1999	1	1	0	0



2014 AB Keurig Cup Points - Women

CARD #	FIRST NAME	LAST NAME	CLUB	SEX	YOB	TOTAL PTS	
1	107556	Jocelyn	MCCARTHY	RABBT	U18	1996	1060
2	107557	Hannah	MELINCHUK	RABBT	U18	1996	939
3	107660	Sarah	TAYLOR	LKLSE	U18	1997	934
4	107649	Alexandra	BURK	LKLSE	U18	1997	825
5	107648	Georgia	BURGESS	BANFF	U18	1997	731
6	107710	Tori	HISLOP	LKLSE	U18	1997	703
7	107563	Mia	HENRY	BANFF	U18	1996	650
8	415213	Georgia	WILLINGER	CARC	U18	1997	640
9	107425	Amanda	SMITH	AASA	U21	1994	632
10	107659	Sophie	ORDMAN	BANFF	U18	1997	575
11	107652	Lara	KATTLER	BANFF	U18	1997	540
12	107703	Haley	MCKERCHER	SUNSH	U18	1997	471
13	107551	Jennifer	IRWIN	BANFF	U18	1996	414
14	107512	Andrea	TURNER	NATC	U18	1995	390
15	107476	Megan	HENKELMAN	NATC	U18	1995	368
15	107560	Riley	THACKRAY	BANFF	U18	1996	355
17	107549	Mikaela	FITZGERALD	NATC	U18	1996	325
18	107548	Madison	BEEMAN	BANFF	U18	1996	325
19	107552	Makena	JONES	PANO	U18	1996	308
20	107651	Robyn	FIELL	PANO	U18	1997	292
21	105334	Kelly	MCBROOM	BANFF	SR	1989	280
22	107654	Hannah	LOMAS	PANO	U18	1997	251
23	107657	Jessica	MUNRO	PANO	U18	1997	219
24	106942	Stephanie	IRWIN	BANFF	SR	1990	205
25	107655	Adriana	LOZEMAN	SUNSH	U18	1997	196
26	107643	Abby	MCEWEN	SUNRI	U18	1996	180
27	107653	Michaela	LEMKES	CARC	U18	1997	129
28	107728	Stephanie	KOSTICK	SUNRI	U18	1997	104
29	107163	Celine	RYTZ	AASA	U21	1992	82
30	107650	Ava	DE SILVA	SUNSH	U18	1997	75
31	107658	Eva	OLAFSON	CARC	U18	1997	72
32	107702	Molly	WALLACE	SUNSH	U18	1997	61



2014 AB Keurig Cup Points - Men

	CARD #	FIRST NAME	LAST NAME	CLUB	YOB	
1	104233	Devon	HAWKINS	BANFF	1995	1150
2	104468	Jeffrey	READ	BANFF	1997	1117
3	104280	Benjamin	WONNACOTT	BANFF	1995	1008
4	104467	Huston	PHILP	BANFF	1997	912
5	104347	Jack	LEITCH	BANFF	1996	834
6	104044	Kevyn	READ	BANFF	1993	780
7	103729	Erik	READ	BANFF	1991	700
8	104156	Anthony	NACIUK	CARC	1994	648
9	104213	Scott	BROWN	BANFF	1995	547
10	104277	Collin	TAYLOR	BANFF	1995	545
10	104133	Rob	GREIG	PANO	1994	525
12	104346	Ben	LEGREE	BANFF	1996	457
13	104471	Jared	TOPHAM	BANFF	1997	454
14	104469	Keegan	SHARP	PANOW	1997	445
14	104354	Michael	SOETAERT	SNOW	1996	395
16	104455	Mark	GRAIN	SUNSH	1997	373
16	104472	Tristen	VAN DER VOORT	LKLSE	1997	365
18	104352	A.J.	ROBERTS	BANFF	1996	342
19	104462	Liam	HAWKINS	BANFF	1997	315
20	959600	Shannon	ABEDA	CARC	1996	315
21	104454	Andreas	MADDISON	BANFF	1996	290
22	102727	Paul	STUTZ	BANFF	1983	280
23	103994	Curtis	MCKILLOP	BANFF	1993	270
24	103942	Jeffrey	BELL	CARC	1993	256
25	104465	Liam	NAISH	BANFF	1997	244
26	104459	Tristan	BERENDT	SUNSH	1997	238
27	104473	Matthew	WILSON	LKLSE	1997	225
28	104548	Moritz	REINDERS	SUNSH	1997	215
28	104463	Brock	MCKILLOP	BANFF	1997	193
30	104254	Mathew	MONOD	BANFF	1995	182
31	104470	Jack	SOROKIN	SNOW	1997	170
32	104341	Mike	GILLESPIE	BANFF	1996	166
33	104421	Liam	WIESS	CARC	1996	149
34	104338	Drew	CORNELL	CARC	1996	149
35	104269	Russell	RONSKY	BANFF	1995	135
36	103970	Jonas	HAEHLEN	CARC	1993	120
37	104442	Ben	WAJDA	CARC	1996	117
38	104464	Aidan	MILLS	BANFF	1997	115
39	104461	Griffin	GEE	CARC	1997	89
40	104474	Keelan	WITTSTOCK	PANO	1997	77
41	104247	Trent	MCCARTHY	ABSX	1995	44
42	104355	Ben	THOMSON	BANFF	1996	38
43	103938	Mackenzie	BAILEY	ABSX	1993	32
44	104466	Jonas	OLAFSON	CARC	1997	32
45	104533	Oliver	CHORLTON	ABSX	1997	28

Sport Chek Regional Series Points - Ladies

Posted MARCH 16, 2014

Rank	Name	Cat	Club	Total	Marmot Mar 15	Marmot Mar 16
U14 Ladies						
1	LAMOUREUX, Georgia Lee	U14	RABBT	1060	100	100
2	DAVISON, Grace	U14	RABBT	572	0	80
3	VINCETT, Kiersten	U14	VALLE	562	60	60
4	SMITH, Elly	U14	SNOW	528	0	50
5	WHITE, Mya	U14	ESC	411	50	0
6	HEMERY, Peyton	U14	RABBT	360	0	40
7	KOZDROWSKI, Tivianne	U14	RABBT	304	80	45
8	BUEHRER, Ally Dee	U14	ESC	297	45	32
9	SUTER, Brennyn	U14	RABBT	264	0	0
10	JACKSON, Hannah	U14	VALLE	243	36	0
11	LINDOP, Adrienne	U14	RABBT	240	0	0
12	HOLZER, Gabriella	U14	SNOW	230	32	29
13	LEBLANC, Bianca	U14	SNOW	190	40	36
14	SHARRATT, Abby	U14	RABBT	180	0	0
15	PHOTINOPOULOS, Jasmine	U14	RDSC	155	0	0
16	MACINTOSH, Delaney	U14	PARK	140	0	0
17	WILSON, Teaghan	U14	RDSC	134	26	26
18	JOHNSON, Therese	U14	RDSC	121	29	24
19	PUGH, Annalisa	U14	RABBT	116	0	0
20	PHILLIPS, Keelie	U14	RDSC	81	0	0
21	ERISMANN, Kiana	U14	PARK	76	0	0
22	KEMP, Caitlann	U14	RABBT	29	0	0
24	HULSEMANN, Phynix	U14	SUNRI	22	0	0
25	HUGHES, Jenny	U14	RABBT	20	0	0
		U14		0	0	0
U16 Ladies						
		Cat	Club	Total	Marmot Mar 15	Marmot Mar 16
1	CLARK, Jocelyn	U16	ESC	1000	100	100
2	WEILER, Megan	U16	ESC	860	80	80
3	ARMSTRONG, Serena	U16	RABBT	640	60	60
4	CLARKE, Mackenzie	U16	RABBT	426	36	0
5	MULDREW, Edie	U16	SNOW	425	50	40
6	EVJEN, Hailey	U16	PARKL	374	29	29
7	MARTYNIUK, Melia	U16	SNOW	306	0	32
8	ADAMS, Olivia	U16	ESC	275	40	50
9	BECKER, Tyne	U16	RDSC	246	0	0
10	RICHARDS, Julia	U16	RDSC	240	45	45
11	FENG, Sabrina	U16	COLD	183	20	24
12	ANDERSON, Kathleen	U16	PARKL	166	24	0
13	NADEAU, Valerie	U16	ESC	116	0	0
14	KRISTMAN, Katie	U16	FMSC	68	32	36
15	PONGRACZ, Madison	U16	FMSC	58	22	0
16	GENDRON, Keisha	U16	FMSC	52	26	26
U18 Ladies						
		Cat	Club	Total	Marmot Mar 15	Marmot Mar 16
1	ARMSTRONG, Sydney	U18	RABBT	1000	100	100
2	KOHLER, Erica	U18	RABBT	720	0	80
3	KOZDROWSKI, Jada	U18	RABBT	710	80	50
4	CARLSON, Brittany	U18	SUNRI	350	0	0
5	RICHARDS, Kathryn	U18	RDSC	200	60	60
		U18		0	0	0
U21 Ladies						
1	DUKE, Christine	U21	PARKL	1100	100	100




2013 - 2014 Sport Chek Regional Series Points - Men

Posted MARCH 16, 2014

Name	Cat	Club	Total	Finals Marmot Mar 15	Finals Marmot Mar 16	
U14 Men						
1	LANGE, Braden	U14	RABBT	696	100	16
2	HUGHES, Adam	U14	SNOW	650	80	0
3	KIM, Minho	U14	SNOW	460	0	80
4	PAINE, Alec	U14	RABBT	438	0	60
5	GRASDAL, Simon	U14	SNOW	365	60	45
6	MCLAUGHLAN, Connor	U14	RABBT	296	50	100
7	OAKES, Jared	U14	RDSC	280	0	0
8	RENE-BERUBE, Felix	U14	SUNRI	277	0	50
9	CHESSOR, Kale	U14	RDSC	235	36	40
10	HASKINS, Gabriel	U14	ESC	208	24	24
11	DEREGT, Patrick	U14	SNOW	188	18	14
12	SCHIMMEL, Joshua	U14	RABBT	180	0	0
13	MCWILLIS, Cayj	U14	COLD	177	32	18
14	CHILSON, Bryce	U14	VALLE	176	40	36
15	CAMPBELL, Chase	U14	RABBT	160	0	0
16	CASE, Finn	U14	PARK	140	0	0
17	GREEN, Owen	U14	RDSC	140	0	0
18	SIMONS, Daniel	U14	SUNRI	139	45	0
19	MALONEY, Evan	U14	ESC	130	0	26
20	WATTAMANIUK, Adrian	U14	SNOW	130	0	0
21	KINOSHITA, Joshua	U14	RABBT	120	0	0
22	ROBINSON, Charles	U14	RABBT	115	0	0
23	MARTYN, Evan	U14	SNOW	111	29	0
24	LETOURNEAU, Connor	U14	SNOW	110	0	0
25	WILL, Gage	U14	PARK	90	0	0
26	THORNITT, Tristan	U14	SNOW	87	0	20
27	SALM, Alexander	U14	SNOW	83	22	32
28	KNOTT, Steven	U14	FMSC	79	26	29
29	LAWSON, Matthew	U14	RABBT	53	0	0
30	MOAR, Cameron	U14	COLD	43	0	0
31	SMITH, Devon	U14	FMSC	42	20	22
32	MACKENZIE, Samuel	U14	ESC	34	0	0
33	GETTY, David	U14	RABBT	24	0	0
34	HUTCHESON, Payden	U14	COLD	24	0	0
35	SINCLAIR, Nicolas	U14	FMSC	15	0	15
36	RUDELLE, Nicholas	U14	VALLE	13	0	0
U16 Men						
1	DUKE, Shawn	U16	PARKL	845	100	100
2	RANDALL, Jared	U16	SNOW	657	0	32
3	STENLUND, Trent	U16	VALLE	561	0	60
4	GERMAINE, Adam	U16	SNOW	515	0	80
5	BARBER, Keatz	U16	VALLE	504	0	40
6	BATIUK, Brandon	U16	RABBT	338	0	0
7	NIELSEN, Alex	U16	VALLE	328	80	0
8	LUDWIG, Jesse	U16	RABBT	309	0	0
9	HARROWER, Aaron	U16	SNOW	308	0	29
10	WIUN, Kurtis	U16	ESC	259	50	45
11	LANGE, Connor	U16	RABBT	255	45	0
12	VON MEJENFELDT, Daniel	U16	SNOW	176	0	26
13	SIMPSON, David	U16	RDSC	142	60	50
14	HAMBLETON, Jared	U16	RABBT	124	0	0
15	PANTELUK, Andrew	U16	RDSC	101	0	0
16	FERRIS, Alan	U16	FMSC	96	40	36
17	BROWN, Brayden	U16	COLD	90	36	0

18	POHL, Brennan	U16	ESC	72	0	0
19	USICK, Dalton	U16	FMSC	18	0	0
U18						
1	PESKENS, Stijn	U18	RABBT	1025	100	45
2	SCHIMMEL, Austin	U18	RABBT	680	0	80
3	DAVISON, Connor	U18	RABBT	423	40	36
4	PAINE, Jack	U18	RABBT	408	50	50
5	LEMANSKI, Jonathan	U18	SNOW	375	0	0
6	JACKSON, Cody	U18	RABBT	328	45	0
7	BECKER, Christian	U18	RDSC	326	60	60
8	MUELLER, Darren	U18	RABBT	322	0	40
9	GERMAINE, Sean	U18	SNOW	300	80	0
10	RENE-LUCAS, Ivan	U18	SUNRI	282	0	100
U21						
1	URVOLD, Kurk	U21	RABBT	1100	100	100
2	HOLOBOFF, Cameron	U21	COLD	640	80	0

Alberta Club Championship Standings 2013-14 Season

Alberta Club Championship Standings 2013-14 Season													
													
Club	Keurig Alberta FIS Cup				Cresa U16 Series				Fidelity Investments U14 Series - series finals only				Total Club Score
	Men		Women		Men		Women		Men		Women		
	Points	Score	Points	Score	Points	Score	Points	Score	Points	Score	Points	Score	
BANFF	5021	100	2910	100	2835	100	2304	80	882	80	523	60	520
PANO	602	50	1070	45	1477	60	8	20	1202	100	1175	100	375
SUNSH	826	60	803	36	1837	80	2563	100	88	26	247	45	347
LKLSE	590	45	2464	80	145	24	1	18	181	45	391	50	262
CARC	1517	80	841	40	1382	50	392	32	0	0	0	0	202
SNOW	565	40	284	29	1332	45	283	24	130	36	100	26	200
RABBT	0	0	1999	60	659	36	0	0	153	40	202	36	172
PANOW	445	36	0	0	477	32	1493	60	0	0	178	32	160
PASKA	0	0	0	0	0	0	0	0	878	60	719	80	140
AASA	0	0	714	32	150	26	996	50	0	0	33	22	130
PARKL	0	0	0	0	13	20	391	29	29	24	213	40	113
ESC	0	0	0	0	0	0	995	45	306	50	0	0	95
JASP	0	0	0	0	64	22	499	40	93	29	0	0	91
NITE	0	0	0	0	2	10	389	26	13	22	46	24	82
KASC	0	0	0	0	878	40	418	36	0	0	0	0	76
FAST	0	0	0	0	0	0	0	0	118	32	156	29	61
NATC	0	0	1083	50	0	0	0	0	0	0	0	0	50
ASX	107	32	0	0	0	0	0	0	0	0	0	0	32
SUNRI	0	0	0	0	168	29	0	0	0	0	0	0	29
RDSC	0	0	0	0	0	0	20	22	0	0	0	0	22
COP	0	0	0	0	0	0	0	0	0	0	0	0	0
ELKW	0	0	0	0	0	0	0	0	0	0	0	0	0
FMSC	0	0	0	0	0	0	0	0	0	0	0	0	0
VALLEY	0	0	0	0	0	0	0	0	0	0	0	0	0
WSC	0	0	0	0	0	0	0	0	0	0	0	0	0

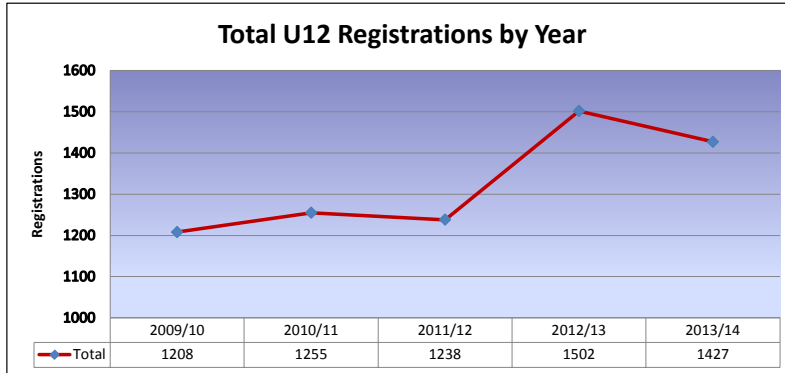
Calculated by taking the sum of the top 5 series point scores in each club and each age and gender category and applying points as below:

1st - 100	11th - 24	21st - 10
2nd - 80	12th - 22	22nd - 9
3rd - 60	13th - 20	23rd - 8
4th - 50	14th - 18	24th - 7
5th - 45	15th - 16	25th - 6
6th - 40	16th - 15	26th - 5
7th - 36	17th - 14	27th - 4
8th - 32	18th - 13	28th - 3
9th - 29	19th - 12	29th - 2
10th - 26	20th - 11	30th - 1



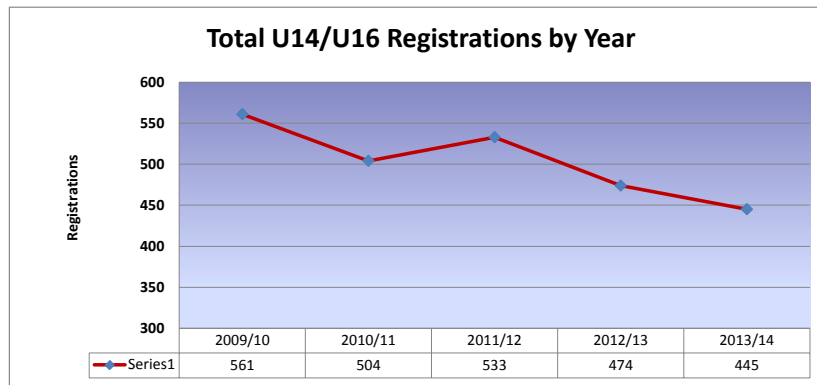
NGSL, U12 and U14/U16 Registrations

U12 (NGSL)					
Age	2009/10	2010/11	2011/12	2012/13	2013/14
5 and under	161	169	180	70	199
6	188	196	192	160	207
7	201	246	211	214	205
8	244	208	247	258	206
9	198	239	201	282	203
10	216	197	207	293	234
11	na	na	na	225	173
Total	1208	1255	1238	1502	1427



0

U14/16 Registrations					
Age	2009/10	2010/11	2011/12	2012/13	2013/14
11	189	166	153	na	na
12	175	136	147	131	147
13	101	120	124	143	100
14	96	82	109	108	110
15	na	na	na	92	88
Total	561	504	533	474	445

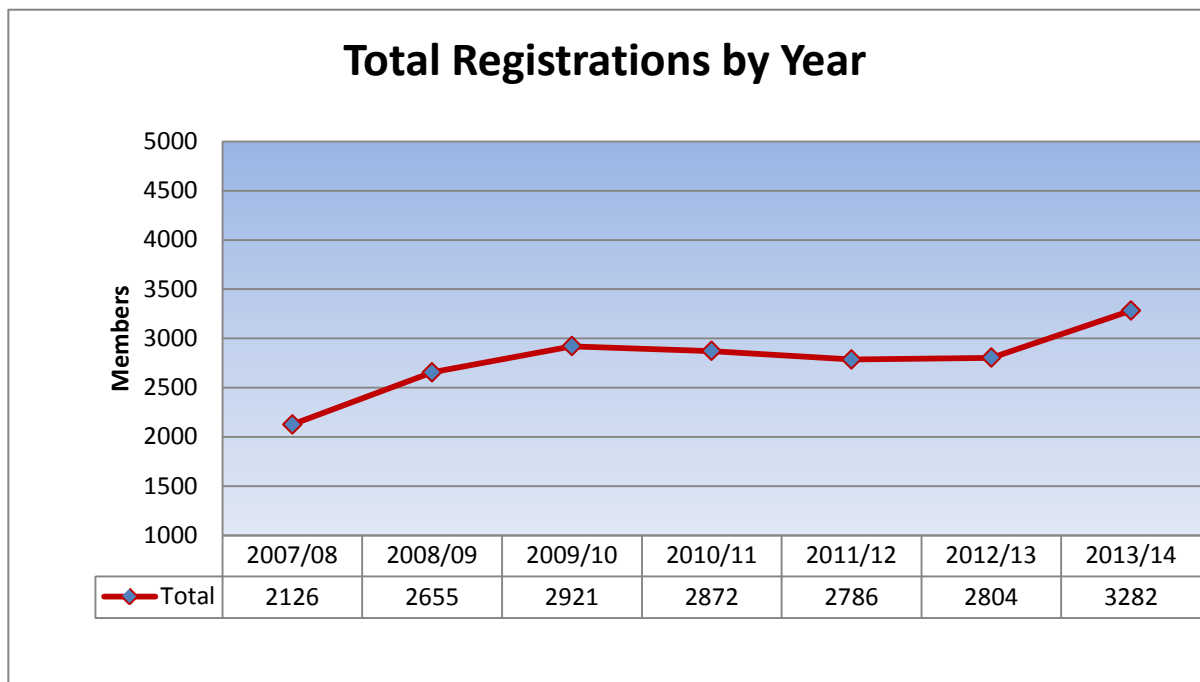




Yearly Registration Comparison

Year	2007/08	2008/09	2009/10	2010/11	2011/12	2012/13	2013/14
U14/U16	506	462	561	504	533	474	457
U18/21/SR	145	166	154	191	208	128	124
Masters	43	38	26	33	69	56	72
GMs	1432	1989	2180	2144	1976	2146	2629
Total	2126	2655	2921	2872	2786	2804	3282

Total Registration Numbers	
2008	3393
2009	3933
2010	4138
2011	4127
2012	4024
2013	4306
2014	4709



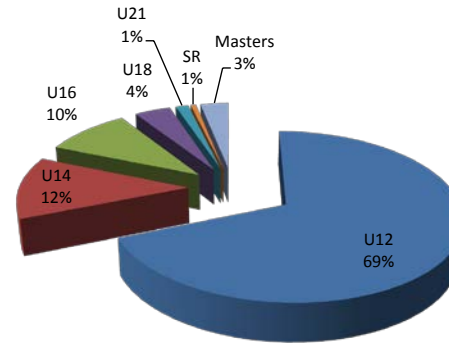


ALBERTA ALPINE

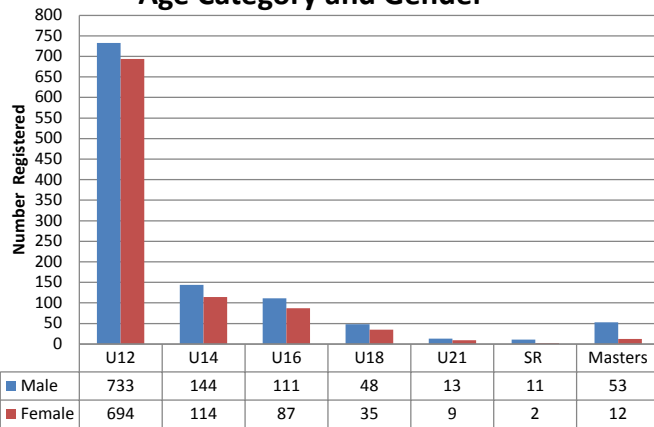
2013/14 Summary

Category	Male	Female	Total	%
U12	733	694	1427	68.84%
U14	144	114	258	12.45%
U16	111	87	198	9.55%
U18	48	35	83	4.00%
U21	13	9	29	1.40%
SR	11	2	13	0.63%
Masters	53	12	65	3.14%
Total	1113	953	2073	100.00%

2013-14 Registration by Category



2013-14 Registration by Age Category and Gender



2013-14 Male to Female Athletes





2013-14 Registration Breakdowns

Category	Male	Female	Total
U12	733	694	1427
U14	144	115	259
U16	111	87	198
U18N	15	7	22
U18-FIS	33	28	61
U21N	0	2	2
U21-FIS	13	7	20
SR-N	2	0	2
SR-FIS	11	2	13
Masters	66	6	72
SX only	4	2	6
Total	1132	950	2082

Category	North	South	Total
U12	659	768	1427
U14	95	164	259
U16	81	117	198
U18N	20	2	22
U18 - FIS	6	55	61
U21N	1	1	2
U21 FIS	1	19	20
SR-N	2	0	2
SR-FIS	0	13	13
Masters	6	66	72
SX only	0	6	6
Total	871	1211	2082

Category	Male	Female	Total
GMs, 1st and 2nd Parents	1058	1175	2233
Officials	52	30	82
Coaches	197	117	314
Total	1307	1322	2629

Category	North	South	Total
GM, 1st and 2nd Parents	1007	1226	2233
Officials	34	48	82
Coaches	150	164	314
Total	1191	1438	2629

Combined Categories - U14/ U16, U18/U21N, U18/U21FIS							
Category	Male	Female	Total	Category	North	South	Total
U12	733	694	1427	U12	611	816	1427
U14/U16	255	202	457	U14/U16	176	281	457
U18/U21N	15	9	24	U18/U21	21	3	24
U18/U21 FIS	46	35	81	U18/U21 FIS	7	74	81
Senior	2	0	2	Senior	2	0	2
Senior FIS	11	2	13	Senior FIS	0	13	13
Masters	66	6	72	Masters	6	66	72
SX	4	2	6	SX	1	5	6
Total	1132	950	2082	Total	824	1258	2082

FIS Registration Comparison 2012-13 and 2013-14

	Alberta		BC	
	2012-13	2013-14	2012-13	2013-14
U18 Male	33	35	33	28
U21 Male	14	10	9	18
SR Male	17	10	2	3
Total Male	64	55	44	49
U18 Female	25	27	33	28
U21 Female	10	7	9	18
SR Female	4	2	2	3
Total Female	39	36	41	40
TOTAL	103	91	85	89

General Membership Statistics 2008 to 2014

Year	2008	2009	2010	2011	2012	2013	2014
U12	1257	1289	1208	1255	1238	1502	1427
U14-16	506	462	561	504	533	474	454
U18-SR	145	166	154	191	208	128	124
Masters	43	38	26	33	69	56	72
General	1432	1989	2180	2144	1976	2146	2632
Total	3383	3944	4129	4127	4024	4306	4709



The Benefits of Membership in Alberta Alpine & Alpine Canada

Athlete Development:

- Free Alpine Integration Model (AIM 2 Win) Handbook for clubs on ACA website
- Legends Club Camps - Opportunities for athletes and coaches
- Managing Alberta Teams to the Westerns, Nationals and Whistler Cup, etc.
- Coordinating bursaries, grants & scholarships

Race Support:

- Event Support: bibs, gate panels & banners for all Provincial Series races
- Ribbons and Medals provided for each provincial series event
- Race Series Awards Prizing distributed annually to athletes finishing in the top three in U14, U16 and Junior Provincial Series
- National and FIS Points listings of all registered athletes, available to all members
- Provincial Calendar development and coordination with other PSO's and Alpine Canada

Insurance:

- General Liability Insurance for second and third party liability insurance for clubs and individuals
- Directors & Officers Insurance for ski club Boards

Communications:

- Ski Canada Magazine subscription
- www.albertaalpine.ca: media releases and race results, posting official results, Provincial Series Points, selection documents, ski club database, on-line raffle, scholarship information, race schedules, program information, updates, forums and more
- E-News Updates
- Facebook site for event photos
- Twitter updates

Marketing:

- Securing sponsorship for all levels of Alberta Alpine programming, including Provincial Series and the Alberta Ski Team

Coaching Education:

- CSCF Level 1 Certification: Certifying entry-level coaches
- Coach Education for all levels of coaching on and off the hill

Officials Training:

- Free Officials Training for Level One, Two and Three Officials
- Training and updates for Race Organizing Committees

Member Benefits & Discounts:

- Special Member discounts from Official Sponsor Banff Lodging Company
- Member pricing from Official Suppliers Tools-4-Boards and Fitter First
- Donation Fund program for athletes and clubs
- Access to Alberta Alpine policies for club modification and use

Inspiring Excellence